

PiXL Independence:

MFL - Student Booklet

KS4

Spanish

Contents:

- I. Beginner Level – 20 credits per question
- II. Advanced Beginner Level – 30 credits per question
- III. Intermediate Level – 40 credits per question
- IV. Proficient Level – 60 credits per question
- V. Advanced Level – 70 credits each
- VI. Expert Level – 80 credits each

I. Beginner Level. Nivel Básico

20 credits per question

Definite and Indefinite Articles

1. Write the 4 forms of the definite article in the table below.

masc. singular	fem. singular	masc. plural	fem. plural
the	the	the	the

2. Give 5 examples of singular masculine nouns using the correct definite article.

Definite article	Noun	English meaning

3. Give 5 examples of singular feminine nouns using the correct definite article.

Definite article	Noun	English meaning

4. Give 5 examples of masculine plural nouns using the correct definite article.

Definite article	Noun	English meaning

5. Give 5 examples of feminine plural nouns using the correct definite article.

Definite article	Noun	English meaning

<https://www.thoughtco.com/how-to-use-definite-articles-3079100>

<https://www.rocketlanguages.com/spanish/grammar/spanish-definite-and-indefinite-articles>

<https://www.spanishdict.com/guide/indefinite-articles-in-spanish>

6. Write down four instances when a definite article is used in Spanish but not in English.

-
-
-
-

7. Write the 4 forms of the indefinite article in the table below.

masc. singular	fem. singular	masc. plural	fem. plural
a/an	a/an	some	some

8. Give 5 examples of singular masculine nouns using the correct indefinite article.

Definite article	Noun	English meaning

9. Give 5 examples of singular feminine nouns using the correct indefinite article.

Definite article	Noun	English meaning

10. Give 5 examples of masculine plural nouns using the correct indefinite article.

Definite article	Noun	English meaning

11. Give 5 examples of feminine plural nouns using the correct indefinite article.

Definite article	Noun	English meaning

12. State three instances when the indefinite article is not used in Spanish when it is in English.

-
-
-

13. Fill in the gaps in these sentences which describe masculine and feminine nouns.

- a. Generally, nouns which end in ____ are masculine and nouns which end in ____ are feminine. However, there are some exceptions.

List some in the box below.

- b. Words that end in -or, -ón and és are generally _____.
- c. Words that end in -ción, -dad and -tad are generally _____.

14. Fill in the gaps in these sentences about plural nouns.

- a. To form the plural of nouns you normally add _____ to words ending in a _____ and _____ to words ending in a consonant.
- b. Nouns which end in z in the singular, end in _____ in the plural.

Subject Pronouns and Object Pronouns

Check out the
websites listed
below if you
need some help.

<https://studyspanish.com/grammar/lessons/subpro>

<https://studyspanish.com/grammar/lessons/dopro1>

<https://www.thoughtco.com/using-subject-pronouns-spanish-3079374>

<https://www.thoughtco.com/whats-the-object-pronouns-3078137>

15. Read the sentences below and say whether they are true or false.

- a) Pronouns are used in place of the verb, to avoid repeating it.
- b) Pronouns are used in place of the noun, to avoid repeating it.
- c) The pronoun must agree with the noun it is replacing.
- d) Subject pronouns are always used in Spanish.
- e) Subject pronouns are often only used for emphasis as the verb ending tells us the person who is the subject of the verb.
- f) Object pronouns can be direct or indirect.

16. a) Memorise the subject pronouns below and their meanings.

1. **yo** - I
2. **tú** - you (*singular familiar*)
3. **usted** - you (*singular formal*)
4. **él, ella** - he, she
5. **nosotros, nosotras** - we
6. **vosotros, vosotras** - you (*plural familiar*)
7. **ustedes** - you (*plural formal*)
8. **ellos, ellas** - they

b) Re-write them below from memory.

-
-
-
-
-
-
-
-
-

17. a) Memorise the direct and indirect object pronouns.

Direct object pronouns

me
te
lo/la
nos
os
los/las

Indirect object pronouns

me - me
te - you
le – him, her, it, you (sing, formal)
nos - us
os - you
les – them, you (plural, formal)

b) Cover them and write them below.

--

--

c) Read the three statements below about object pronouns. Memorise them thoroughly. Cover them and re-write them below from memory.

- Object pronouns normally go **before** the verb.
- Object pronouns go **after** the negative word.
- Object pronouns **are attached** to the end or before the near future tense and the present continuous.

-
-
-

18. Rewrite the sentences below using direct object pronouns.

- Quiero la falda más corta. _____
- Tengo la regla. _____
- No hago el alpinismo. _____
- Quiere un coche menos caro. _____
- Tenemos un libro. _____

19. Rewrite the sentences below using direct and indirect object pronouns.

- Da el boli a Carlos. _____
- Escucha a mi madre. _____
- Voy a escribir a mi padre. _____
- Nadie tiene el gato. _____
- Compré un regalo para María. _____
- Mi profesor me enseña a hablar español. _____

20. Translate these sentences into Spanish.

- I write to her every month. _____
- I bought him a present. _____
- I don't have it. _____
- I sent him an email. _____
- I am going to do it. _____
- I have made it. _____
- He gave her some money. _____



II. Advanced Beginner Level - Nivel Básico + 1

30 credits per question

<https://studyspanish.com/grammar/lessons/adj1>

<http://www.spanishlanguageguide.com/grammar/adjective.asp>

<https://www.thoughtco.com/using-malo-mal-and-related-words-3079105>

<http://www.learn-spanish-amigos.com/adjectives-in-spanish.html>



Do some revision on Spanish adjectives before you begin.

Adjectives

1. Complete the following sentences about adjectives by filling in the gaps.

Adjectives are _____ words. In Spanish, adjectives usually come _____ the noun they are describing. Adjectives must _____ with the _____ they describe. Ends of adjectives may _____ depending on the _____ of the noun they are describing and depending on whether the noun they are describing is _____ or singular.

2. Some adjectives always come before the noun. Make a list of them in the box below.

3. Fill in the table with examples of adjectives ending in o, e, or and in a consonant, in their different forms.

Adjectives ending in	Masculine singular	Feminine singular	Masculine plural	Feminine plural
-o/-a				
-e				
-or/ora				
in a consonant				

4. Do some research and make a list of those adjectives that never change in the box below.

5. Some adjectives are shortened when they come before a masculine singular noun.

bueno → buen
malo → mal
primero → primer
tercero → tercer
alguno → algún
ninguno → ningún

- a. Learn them and re-write them from memory in the box below with their meanings.

b. Translate the following sentences.

- Un buen amigo. _____
- Hace mal tiempo. _____
- El primer día. _____
- El Tercer Mundo. _____
- ¿Tienes algún libro? _____
- No tengo ningún interés en hacerlo. _____

6. What do you notice about *gran* in these sentences?

Tengo una *gran* familia católica irlandesa.

Me gustaría un *gran* piso.

7. Some nationalities do not end in -o and follow a different pattern. List some examples below. <https://www.spanishdict.com/guide/nationalities-in-spanish>

Ending in -s	Masculine singular	Feminine singular	Masculine plural	Feminine plural
Ending in -				

8. Translate the following sentences. Remember Spanish word order and adjectival agreement!

a) A small house.

b) A black dog.

c) I live in a big house.

d) My mother is very nice.

e) For school, I have to wear a black jacket.

f) The hotel is an impressive building.

g) I don't have much money.

h) I have blond hair and blue eyes.

i) My parents are divorced.

j) I don't have any pens.

k) The Spanish girls.

l) There are a lot of historical buildings.

m) The big beautiful church.

n) I think Maths is fun.

o) I wear a light blue shirt.

Comparative and Superlative Adjectives.

Do some revision on Spanish comparatives and superlatives before you begin.

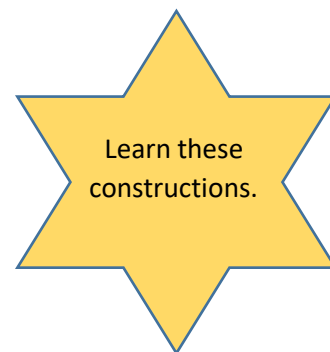
<https://www.rocketlanguages.com/spanish/grammar/spanish-comparatives-superlatives>

12. Complete the sentence about comparatives by filling in the gaps with the correct word.

Comparative adjectives _____ two things by saying that one thing is better or bigger or worse etc. than the _____.

The comparative is formed by using the correct form of the adjective with the following constructions.

Más + adjective + que
Menos + adjective + que
Tan + adjective + como



13. Translate the following sentences.

a) Mi padre es más guapo que tu padre.

b) José es menos inteligente que María.

c) Mi madre es tan simpática como mi padre.

d) Madrid es más pequeña que Londres.

e) Pienso que la ciudad es menos aburrida que el campo.

14. Make up 5 Spanish sentences of your own to practise comparatives.

15. Learn these irregular ones off by heart.

Adjective	Comparative	Superlative
Bueno (good)	mejor (better)	el/la mejor los/las mejores (the best)
malo (bad)	peor (worse)	el/la peor los/las peores (the worst)

Cover the table above and complete it from memory.

Adjective	Comparative	Superlative
(good)	(better)	(the best)
(bad)	(worse)	(the worst)

16. Complete the sentence about superlatives by filling in the gaps with the correct word.

Superlative adjectives _____ two or more things, saying one is the best or worst or biggest etc.

The superlative is formed by using the correct form of the adjective with the following construction:

el/la/los/las + más/menos + adjective



17. Translate the following sentences.

a) Mi perro es el mejor.

b) Mi coche es el más rápido.

c) Tu hermano es el menos alto.

d) Esta película es la peor.

e) Los libros son los mejores.

f) Mi amiga es la más deportista.

18. Translate these sentences into Spanish.

a) The maths teacher is less boring than the English teacher.

b) This car is the newest.

c) Maria is my best friend.

d) The restaurant is the best in the town.

e) Your house is the biggest in the street.

f) His team are the worst.

19. Make up 10 sentences containing a mixture of comparatives and superlatives in Spanish.

20. In one sentence, describe how you will remember the most difficult grammar point you have learned in stage 2.



III. Intermediate Level - Nivel intermedio

40 credits per question

Subject pronouns

<http://www.spanish411.net/Spanish-Subject-Pronouns.asp>

Do some research on **subject pronouns**. Follow the link below.

1. What are the 6 subject pronouns in Spanish?

	Singular	Plural
First Person		
Second person		
Third person		

In what circumstances would you use these pronouns?

<i>Tú</i>	
<i>Usted</i>	
<i>Vosotros</i>	
<i>Ustedes</i>	

Infinitives

<https://www.spanishdict.com/guide/infinitives-in-spanish>

Research the **infinitive** and its uses. Follow the link below.

2. In your own words, describe what an infinitive is.

3. Put a cross next to the **four** statements that are true about infinitives.

	You cannot find an infinitive in a dictionary.
	Modal verbs are followed by the infinitive.
	Verbs expressing like, dislike are followed by the infinitive.
	Verbs expressing future intentions or wish are never followed by the infinitive.
	Infinitives always end in –ar in Spanish.
	The infinitive is used after antes de.
	When two verbs follow each other in a sentence, the second verb is always in the infinitive.
	Verbs expressing preferring are not followed by the infinitive.

Correct all the false statements.

4. Highlight the infinitives in the sentences below and put a cross next to the four that **DO NOT** contain a mistake.

	Mañana voy a comprar un regalo para mi abuela.
	Me gusta como una hamburguesa.
	No puedo salgo con mis amigos.
	Tengo que llamar a mis padres.
	No quiere hace sus deberes.
	Antes de salir tengo que fregar los platos.
	Suelo ir al colegio en autobús.
	No me gusta voy al cine.

Correct the **four** sentences that contain a mistake.

Do some research on **-ar** verbs in the present tense. Follow the link below.

The Present Tense

<https://studyspanish.com/verbs/lessons/justar>

5. Highlight the statements that are **true**.
- a) You use the present tense to describe what is taking place now.
 - b) You use the present tense to describe what will happen in the distant future.
 - c) You use the present tense to describe something that happened yesterday.
 - d) You use the present tense to describe something that happens regularly.
 - e) Present tense verb endings change depending on who is doing the verb/action.
6. Fill in the gaps below to form a correct description about how to formulate the present tense of regular **-ar** verbs.

Take the _____ form of an **-ar** verb. Remove the _____ from the infinitive to form the _____ and then add the correct verb ending.

7. List the endings for regular **-ar** verbs

Subject pronouns	Endings -ar verbs
<i>yo</i>	
<i>tú</i>	
<i>él/ella</i>	
<i>nosotros</i>	
<i>vosotros</i>	
<i>ellos/ellas</i>	

8. Follow the link below and practise conjugating regular **-ar** verbs.

<https://studyspanish.com/verbs/random-quiz/justar>

<https://studyspanish.com/verbs/lessons/juster>

<https://www.spanishdict.com/guide/spanish-present-tense-forms>

Do some research on **-er** verbs in Spanish. Follow the links below.

9. List the endings for regular **-er** verbs

Subject pronouns	Endings -er verbs
<i>yo</i>	
<i>tú</i>	
<i>él/ella</i>	
<i>nosotros</i>	
<i>vosotros</i>	
<i>ellos/ellas</i>	

10. Follow the link below and practise conjugating regular **-er** verbs.

<https://studyspanish.com/verbs/random-quiz/juster>

<https://studyspanish.com/verbs/lessons/juster>

<https://www.spanishdict.com/guide/spanish-present-tense-forms>

Do some research on **-ir** verbs in Spanish. Follow the links below.

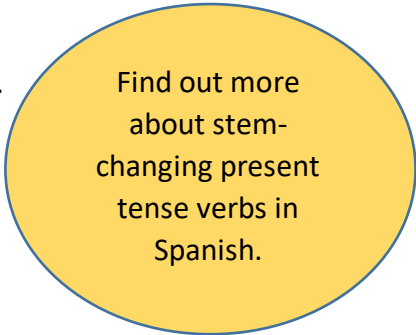
11. List the endings for regular **-ir** verbs

Subject pronouns	Endings -ir verbs
<i>yo</i>	
<i>tú</i>	
<i>él/ella</i>	
<i>nosotros</i>	
<i>vosotros</i>	
<i>ellos/ellas</i>	

12. Follow the link below and practise conjugating regular *-ir* verbs.

<https://studyspanish.com/verbs/random-quiz/justir>

<https://studyspanish.com/verbs/lessons/pei>



13. In your own words, explain what a stem-changing verb is.

14. Write out the full conjugations of these verbs in the present tense.

<i>tener</i>	<i>ser</i>	<i>ir</i>	<i>hacer</i>

Learn them, cover them and write them from memory in the table below.

<i>tener</i>	<i>ser</i>	<i>ir</i>	<i>hacer</i>

Do some research on reflexive verbs

<https://www.spanishdict.com/guide/reflexive-verbs-and-reflexive-pronouns>

15. List the reflexive pronouns.

	Singular	Plural
First Person		
Second person		
Third person		

16. Write out the full conjugations of what **you** think are the **five** most useful reflexive verbs in Spanish.

<i>yo</i>					
<i>tú</i>					
<i>él/ella</i>					
<i>nosotros</i>					
<i>vosotros</i>					
<i>ellos/ellas</i>					

17. Write a description of your daily routine on a school day. Use as many reflexive verbs as you can.

18. Now change the description of your daily routine into the third person singular.

**Familiarise yourself
with the main
modal verbs**

<https://quizlet.com/218258128/spanish-gcse-modal-key-verbs-flash-cards/18>.

19. Put a cross next to the **five** sentences that contain modal verbs and underline the modal verb.

	Los sábados voy al cine con mis amigos.
	Quiero tomar una siesta porque estoy cansada.
	No puedo salir esta noche por que no hice mis deberes.
	Mis abuelos viven en Salamanca.
	En el pasado solía llevar uniforme escolar.
	No me gustan las películas de guerra por qué son demasiado largas.
	¿Puedes ir conmigo?
	No debes comer la comida rápida porque es malsana.

20. Write out the full conjugation of what you think are the **five** most useful modal verbs.

<i>yo</i>				
<i>tú</i>				
<i>él/ella</i>				
<i>nosotros</i>				
<i>vosotros</i>				
<i>ellos/ellas</i>				



IV. Proficient Level - Nivel competente

60 credits per question

Research the uses and formation of the preterite tense.

The Preterite Tense

<https://www.spanishdict.com/guide/spanish-preterite-tense-forms>

1. Fill in the gaps.

The preterite uses just one to describe a single completed The tense is often used with time To conjugate verbs in the preterite tense, start with an and then take off the ending to leave the Then add the correct ending.

2. Using the example, write out the full conjugation of the verb *preparar* in the preterite tense.

Trabajar	To work	preparar	To prepare
<i>Yo trabajé</i>	I worked		I prepared
<i>tú trabajaste</i>	You worked		
<i>Él/ella trabajó</i>	He/she worked		
<i>Nosotros trabajamos</i>	We worked		
<i>Vosotros trabajasteis</i>	You worked		
<i>Ellos/ellas trabajaron</i>	They worked		

3. Using the example, write out the full conjugation of the verb *comer* in the preterite tense.

<i>aprender</i>	To learn	<i>comer</i>	To eat
<i>Yo aprendí</i>	I learnt		I ate
<i>tú aprendiste</i>	You learnt		
<i>Él/ella aprendió</i>	He/she learnt		
<i>Nosotros aprendimos</i>	We learnt		
<i>Vosotros aprendisteis</i>	You learnt		
<i>Ellos/ellas aprendieron</i>	They learnt		

4. Using the example, write out the full conjugation of the verb *recibir* in the preterite tense.

<i>salir</i>	To go out	<i>recibir</i>	To live
<i>yo salí</i>	I went out		I received
<i>tú saliste</i>	you went out		
<i>Él/ella salió</i>	he/she went out		
<i>Nosotros salimos</i>	we went out		
<i>Vosotros salisteis</i>	you went out		
<i>Ellos/ellas salieron</i>	they went out		

5. Look up the full conjugations of these verbs that are irregular in the preterite tense. Complete the table below and learn them.

	<i>Estar</i>	<i>Hacer</i>	<i>Ir + ser</i>	<i>poner</i>	<i>tener</i>	<i>ser</i>
<i>yo</i>						
<i>tú</i>						
<i>Él/ella</i>						
<i>nosotros</i>						
<i>vosotros</i>						
<i>Ellos/ellas</i>						

6. Cover the table above and write the verbs from memory in the table below.

	<i>Estar</i>	<i>Hacer</i>	<i>Ir + ser</i>	<i>poner</i>	<i>tener</i>	<i>ser</i>
<i>yo</i>						
<i>tú</i>						
<i>Él/ella</i>						
<i>nosotros</i>						
<i>vosotros</i>						
<i>Ellos/ellas</i>						

7. Translate the following sentences into the preterite tense.

a) I ate an apple.

b) The day before yesterday he went out with his friends.

c) They decided to go to the cinema.

d) We received a letter yesterday.

e) We did our homework last night.

f) We spoke on the telephone two days ago.

g) Last year she bought a car.

h) I went to Spain last year.

i) They called at one.

j) I arrived at 7.

k) Then they prepared dinner.

l) Yesterday I wrote three letters.

m) At that moment, he began to cry.

n) Yesterday afternoon we went to Seville.

o) She sent a letter.

p) Where were you born?

q) Last year Elena and Juan got married.

r) I lived in Barcelona for three months.

s) They drank the coffee.

t) It rained at 3 o'clock.

u) I ate a sandwich.

v) We went to bed at 7 o'clock.

w) She decided to go out.

x) Did he read the book?

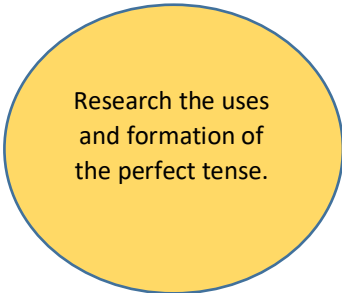
y) Did you do your homework?

z) He lived there for five years.

The Perfect Tense

<https://www.spanishdict.com/guide/spanish-present-perfect-indicative>

<https://studyspanish.com/grammar/lessons/presperfect>



8. Fill in the gaps.

The perfect _____ is a compound verb used to describe a single, completed _____ in the immediate _____, one which has just or recently _____ or which is still relevant to the ongoing _____. To form the _____ you need the auxiliary verb _____ in the present tense and a past _____.

9. Fill in the table with the present tense of *haber*.

<i>haber</i> = to have			
<i>yo</i>		<i>nosotros</i>	
<i>tú</i>		<i>vosotros</i>	
<i>él/ella</i>		<i>ellos/ellas</i>	

10. Change these infinitives into past participles.

Infinitive	Past participle
<i>comprar</i>	
<i>vivir</i>	
<i>comer</i>	
<i>hablar</i>	
<i>reducir</i>	

11. Look up 5 infinitives that have **irregular** past participles.

Infinitive	Past participle

12. Translate the following sentences into the perfect tense.

a) I have eaten an apple.

b) He has made a mistake.

c) They have learnt Spanish.

d) You have written a letter.

e) We have watched the film.

f) We have done our homework.

g) She has worked in a restaurant.

h) I have read the book.

i) She has spoken with my mother.

j) They have asked the teacher.

k) Maite has played football.

l) Ana has studied French.

m) Have you been to Portugal?

n) They have bought a car.

o) He has drunk the wine.

p) Juan and Maria have travelled to Spain.

q) Have you seen my phone?

r) We haven't eaten.

s) We have visited Madrid.

t) Has he eaten lunch?

u) What have you done?

v) Have you tried paella?

w) I have given the student a book.

x) I have called my parents.

y) I have finished the book

z) Has he spoken to them?

The Imperfect Tense

<https://www.bbc.co.uk/bitesize/guides/zryhgw/revision/1>

13. Explain the **three** main uses of the imperfect tense.

a) _____

b) _____

c) _____

14. Using the example, write out the full conjugation of *estar* in the imperfect tense.

<i>hablar</i>	To speak	<i>estar</i>	To be
<i>yo hablaba</i>	I used to speak		
<i>tú hablabas</i>	You used to speak		
<i>Él/ella hablaba</i>	He/she used to speak		
<i>Nosotros hablábamos</i>	We used to speak		
<i>Vosotros hablabais</i>	You used to speak		
<i>Ellos/ellas hablaban</i>	They used to speak		

15. Using the example, write out the full conjugation of *comer* in the imperfect tense.

<i>beber</i>	To drink	<i>comer</i>	To eat
<i>yo bebía</i>	I used to drink		
<i>tú bebías</i>	You used to drink		
<i>Él/ella bebía</i>	He/she used to drink		
<i>Nosotros bebíamos</i>	We used to drink		
<i>Vosotros bebíais</i>	You used to drink		
<i>Ellos/ellas bebían</i>	They used to drink		

16. Using the example, write out the full conjugation of *vivir* in the imperfect tense.

<i>venir</i>	To come	<i>vivir</i>	to live
<i>yo venía</i>	I used to come		
<i>tú venías</i>	You used to come		
<i>Él/ella venía</i>	He/she used to come		
<i>Nosotros veníamos</i>	We used to come		
<i>Vosotros veníais</i>	You used to come		
<i>Ellos/ellas venían</i>	They used to come		

17. Look up these common verbs in the imperfect tense and complete the table.

	Ser – to be	Ir – to go	Ver – to see
<i>yo</i>			
<i>tú</i>			
<i>él/ella</i>			
<i>nosotros</i>			
<i>vosotros</i>			
<i>ellos/ellas</i>			

18. Learn them, cover them and write them from memory in the table below.

	Ser – to be	Ir – to go	Ver – to see
<i>yo</i>			
<i>tú</i>			
<i>él/ella</i>			
<i>nosotros</i>			
<i>vosotros</i>			
<i>ellos/ellas</i>			

19. Translate the following sentences into the perfect tense.

a) I used to know Sergio.

b) He used to have a car.

c) They used to study Spanish.

d) You used to play hockey.

e) At that time, I was working in Madrid.

f) When I was young, I used to hate vegetables.

g) I used to go to the cinema every Saturday.

h) It was cloudy when I left the house.

i) She was hard working.

j) They used to wear school uniform.

k) I was working in a restaurant.

l) Ana used to eat meat.

m) Every year, we used to go on holiday to Portugal.

n) Every Saturday, the family could go shopping.

o) We used to prepare a special dinner.

p) We used to have fun.

q) She used to help.

r) She didn't used to do her homework.

s) When we worked in Spain we used to have a siesta.

t) We used to be sad.

u) When I was 11 years old I used to live in France.

v) My town was old and dirty.

w) Isabel was ten years old.

x) I went fishing every morning.

y) Rosa was doing her homework at 5pm.

z) He usually arrived early.

20. Put the time expressions into the correct column depending on whether they can be used with the preterite or imperfect tense or both tenses.

21.

Time expressions					
Ayer	siempre	a veces	el otro día	todos los días	a menudo
anoche	frecuentemente		hace tres años	anteayer	la semana pasada
Preterite		Both tenses		Imperfect	

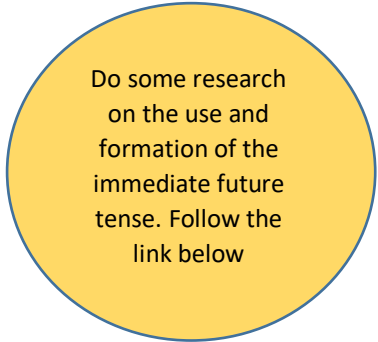


V. Advanced Level - Nivel avanzado

70 credits per question

The Immediate Future Tense

<https://studyspanish.com/grammar/lessons/ira>



1. Write down when the immediate future is used in Spanish.

2. Fill in the table with the present tense of *ir*.

<i>ir</i> = to go			
<i>yo</i>		<i>nosotros</i>	
<i>tú</i>		<i>vosotros</i>	
<i>él/ella</i>		<i>ellos/ellas</i>	

3. Explain how to formulate the immediate future tense.

4. Translate the following into Spanish:

a) Tomorrow I am going to go out.

b) Next weekend I am going to watch a football match.

c) My father is going to go shopping.

d) Miguel and Ricardo are going to do their homework.

e) She is going to carry on working until the age of 65.

f) I am not going to lie.

g) We are going to watch a film on my laptop.

h) Beatriz is going to call.

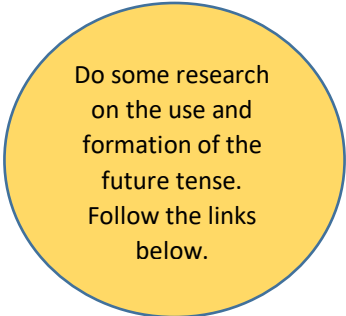
i) Are you going to eat with us?

j) Sara is going to work as a waitress.

The Future Tense

<https://www.spanishdict.com/guide/simple-future-regular-forms-and-tenses>

<https://studyspanish.com/grammar/lessons/future>



Do some research on the use and formation of the future tense. Follow the links below.

5. Write down when the future tense is used in Spanish.

6. Use the model to write out the full conjugation of the verbs in the future tense

<i>estudiar</i>	To study	<i>trabajar</i>	To work
<i>yo estudiaré</i>	I will study		
<i>tú estudiarás</i>	You will study		
<i>Él/ella estudiará</i>	He/she will study		
<i>Nosotros estudiaremos</i>	We will study		
<i>Vosotros estudiareis</i>	You will study		
<i>Ellos/ellas estudiarán</i>	They will study		
<i>seguir</i>	To carry on	<i>descubrir</i>	To discover

7. Look up the stem for the following verbs that are irregular in the future tense. Write the verb in the first person. Learn them*.

Infinitive	Stem	First person form
<i>decir</i>		
<i>hacer</i>		
<i>poder</i>		
<i>poner</i>		
<i>querer</i>		
<i>tener</i>		
<i>saber</i>		

* NB: These are the same stems that are used in the formation of the conditional tense.

11. In your own words, explain the difference between the future tense and the conditional tense.

12. Fill in the gaps

To formulate the conditional tense, take the _____ tense stem and add the conditional _____. These are exactly the same as the _____ and _____ endings for _____ verbs in the _____ tense.

13. Write out the full conjugation of the verbs using the model. Translate them into English. Learn the conditional endings.

<i>viajar</i>	To study	<i>estudiar</i>	To study
<i>yo viajaría</i>	I would travel		
<i>tú viajarías</i>	You would travel		
<i>Él/ella viajaría</i>	He/she would travel		
<i>Nosotros estudiaríamos</i>	We would travel		
<i>Vosotros estudiáis</i>	You would travel		
<i>Ellos/ellas estudiarían</i>	They would travel		
<i>ver</i>	To see	<i>conducir</i>	To drive

Cover up the table above and try and write out full conjugations of the three verbs from memory.

	<i>estudiar</i>	<i>ver</i>	<i>conducir</i>
<i>yo</i>			
<i>tú</i>			
<i>él/ella</i>			
<i>nosotros</i>			
<i>vosotros</i>			
<i>ellos/ellas</i>			

14. Translate these sentences containing modal verbs in the conditional tense.

a) Se debería utilizar el transporte público para proteger el medio ambiente.

b) Querría ayudar a las personas desfavorecidas porque a mí *me parece* que tenemos que ser solidarios.

c) Podríamos donar más dinero a las organizaciones benéficas.

d) Creo que valdría la pena hacer preguntas.

e) Tendríamos que construir más viviendas.

15. Adapt and extend the sentences above.

16. Write a paragraph about your dream holidays using as many verbs as possible in the conditional tense.

The Passive

<https://www.spanishdict.com/guide/active-vs-passive-voice>

Familiarise yourself with the differences between the passive and active voice. Follow the link below.

17. In your own words, explain the difference between the active voice and the passive voice.

18. Put a cross next to the **four** sentences that are written in the passive voice.

	Se hizo este pastel con mantequilla.
	En México se celebra el diez de mayo con fiestas para madres.
	Mi padre trabaja como contable en un despacho en el centro de la ciudad.
	David escribe un libro policial.
	Se venden periódicos.
	Yo hice el pastel con miel.
	El colegio fue construido en 1824.
	Normalmente se levanta a las siete y media.

19. Translate these sentences into English.

a) Se venden varios coches.

b) Las colonias fueron establecidas hace 200 años.

c) Mi secreto no fue revelado hasta ayer.

d) Todos ellos fueron interrogados.

e) La pizza fue cocida en el horno.

f) Nuestra casa fue construida en 1999.

20. What has been the most difficult aspect of grammar to learn in this booklet? Explain why and how you made sense of it. How could you become more confident with this aspect of Spanish grammar?



VI. Nivel expert - Expert Level

80 credits per question

<https://www.spanishdict.com/guide/past-perfect-forms-and-uses>

Do some research
on the pluperfect.
Follow the link
below.

The Pluperfect Tense

1. Write a step-by-step explanation of how the pluperfect tense is formed.

2. Write out the full conjugation of the verb *haber* in the imperfect tense.

<i>haber</i> = to have			
<i>yo</i>		<i>nosotros</i>	
<i>tú</i>		<i>vosotros</i>	
<i>Él/ella</i>		<i>Ellos/ellas</i>	

3. Circle the past participles.

A	viajaba	viajó	viajaró	viajado
B	decidir	decidido	decide	decidiría
C	dar	dio	dado	daré
D	casarse	casaba	casado	Se casó
E	hago	hacer	hizo	hecho
F	oir	oído	oyó	oiga
G	cambiado	cambiaría	cambió	cambiando
H	murió	muerto	muere	morirá

4. Complete the quiz on the pluperfect tense. Follow the link below.

<https://www.spanishdict.com/guide/past-perfect-forms-and-uses>

5. Translate these sentences that contain the pluperfect tense.

a) Ella había comido antes de ir al cine.

b) Había visto ya la película.

c) Yo había cerrado la puerta.

d) Isabel y Elena habían ahorrado mucho dinero para ir de vacaciones.

e) Paco no le había dado la trajeta a su amigo.

f) Nos habíamos sentado cuando el tren salió.

6. Write 7 sentences of your own in the pluperfect tense.

The Future Perfect

Research the future perfect tense. Follow the link below.

<https://www.spanishdict.com/guide/spanish-future-perfect-indicative>

7. Fill in the gaps.

The future perfect is used to say what will have _____ before another event or by a certain time in the future. To form the _____ you need the _____ tense of _____ and a past _____

8. Complete the table with the full conjugation of *haber* in the future tense.

haber = to have			
<i>yo</i>		<i>nosotros</i>	
<i>tú</i>		<i>vosotros</i>	
<i>él/ella</i>		<i>ellos/ellas</i>	

9. Write an explanation of how to form the future perfect tense.

10. Translate these sentences.

a) Habremos vuleto de Argentina para el doce de marzo.

b) José le habrá dado el regalo.

c) Cuando llegues ya habré salido.

d) Yo habré terminado mi trabajo para diciembre.

e) No habremos aprendido nada.

f) El juego habrá terminado cuando llegues.

g) No habrás terminado tus deberes para mañana.

Cover the originals and translate the sentences back into **Spanish**.

a) _____

b) _____

d) _____

e) _____

f) _____

g) _____

Conditional Perfect

<https://www.spanishdict.com/guide/conditional-perfect-forms-and-uses>

Research the conditional perfect tense. Follow the link below.

11. In your own words, explain:

- a) How the conditional perfect is formed.
- b) How it is different to the future perfect tense.

a) _____

b) _____

12. Change these sentences into the conditional perfect tense.

- a) Habremos vuelto de Argentina para el doce de marzo.

- b) José le habrá dado el regalo.

- c) Cuando llegues ya habré salido.

- d) Yo habré terminado mi trabajo para diciembre.

- e) No habremos aprendido nada.

- f) El juego habrá terminado cuando llegues.

- g) No habrás terminado tus deberes para mañana.

The Subjunctive Mood

<https://www.thoughtco.com/when-to-use-the-subjunctive-mood-3079851>
<https://www.lawlessspanish.com/grammar/verb/subjunctive-uc.html>

Research the subjunctive in Spanish. Follow these links.

13. Fill in the gaps.

The subjunctive is a _____ of the verb, not a _____. It is used to convey the speaker's attitude to the action described. It is used when statements are not to be taken as pure fact, but more as a matter of judgement or attitude. The _____ is nearly always used in a subordinate clause, i.e. the second part of a _____ introduced by *que*.

14. Look up the expressions below that are followed by the subjunctive mood.

Conjunctions	Meaning in English
	on the condition that
	unless
	before
	provided that
	in case
	hopefully
	so that
	for fear that
	provided that
	without
Conjunctions of time	English meaning
	as soon as
	when
	after
	as soon as
	until
Conjunctions of uncertainty	English meaning
	although
	how
	so that
	perhaps

15. Look up these verbs in the subjunctive tense. Learn them and ensure you know what they mean.

	<i>ser</i>	<i>estar</i>	<i>poder</i>	<i>tener</i>	<i>hacer</i>	<i>decir</i>
<i>yo</i>						
<i>tu</i>						
<i>el/ella</i>						
<i>nosotros</i>						
<i>vosotros</i>						
<i>ellos/ellas</i>						

	<i>ir</i>	<i>ver</i>	<i>dar</i>	<i>saber</i>	<i>querer</i>
<i>yo</i>					
<i>tu</i>					
<i>el/ella</i>					
<i>nosotros</i>					
<i>vosotros</i>					
<i>ellos/ellas</i>					

Cover the completed table and write the full conjugations of the verbs from memory in the table below.

	<i>ser</i>	<i>estar</i>	<i>poder</i>	<i>tener</i>	<i>hacer</i>	<i>decir</i>
<i>yo</i>						
<i>tu</i>						
<i>el/ella</i>						
<i>nosotros</i>						
<i>vosotros</i>						
<i>ellos/ellas</i>						

	<i>ir</i>	<i>ver</i>	<i>dar</i>	<i>saber</i>	<i>querer</i>
<i>yo</i>					
<i>tu</i>					
<i>el/ella</i>					
<i>nosotros</i>					
<i>vosotros</i>					
<i>ellos/ellas</i>					

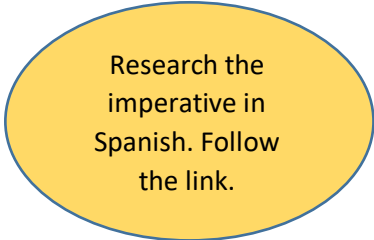
16. Put a cross next to each of the **five** sentences that contain the subjunctive. In the right-hand column explain why the sentence contains the subjunctive mood.

	A Tengo miedo que me estén mirando.	
	B Es cierto que ella viene.	
	C Quiero que vengas aquí.	
	D Cuando llegue vamos a cenar.	
	E No es cierto que ella salga.	
	F Debemos llamar mi abuela.	
	G Dudo que tengas el gripe.	
	H No tengo ganas de ir al cine esta noche.	

17. Write **10** sentences using the subjunctive mood. Try to write sentences on the topic(s) you are currently studying.

The Imperative

<https://www.spanishdict.com/guide/spanish-imperative-mood>



18. Fill in the gaps.

- The imperative is used to give _____; these can either be affirmative or _____ To form affirmative commands with regular verbs use the _____ form of the verb but without the final _____
- For the *vosotros* form, remove the final _____ from the end of the _____ and replace it with _____
- For *Usted* and *ustedes* use the _____ person of the present _____
- To form negative commands with regular verbs always use the negative word plus the present _____

19. Write these verbs in the imperative.

	<i>Comer</i>	<i>Escuchar</i>	<i>Hablar</i>	<i>Escribir</i>
<i>tú</i>				
<i>vosotros</i>				
<i>usted</i>				
<i>ustedes</i>				

20. Make these commands negative

a) ¡Habla español!


b) ¡Comes la comida rápida!

c) ¡Escucha!

d) ¡Ven aquí!

e) ¡Dime la verdad!





Commissioned by The PiXL Club Ltd.

This resource is strictly for the use of member schools for as long as they remain members of The PiXL Club. It may not be copied, sold, or transferred to a third party or used by the school after membership ceases. Until such time it may be freely used within the member school.

All opinions and contributions are those of the authors. The contents of this resource are not connected with, or endorsed by, any other company, organisation or institution.

PiXL Club Ltd endeavour to trace and contact copyright owners. If there are any inadvertent omissions or errors in the acknowledgements or usage, this is unintended and PiXL will remedy these on written notification.

ANSWERS

VII. Beginner Level. Nivel Básico

20 credits per question

Definite and Indefinite Articles

16. Write the 4 forms of the definite article in the table below.

masc. singular	fem. singular	masc. plural	fem. plural
el	la	los	las
the	the	the	the

17. Give 5 examples of singular masculine nouns using the correct definite article. **Check your answers with a dictionary.**

Definite article	Noun	English meaning

18. Give 5 examples of singular feminine nouns using the correct definite article. **Check your answers with a dictionary.**

Definite article	Noun	English meaning

19. Give 5 examples of masculine plural nouns using the correct definite article. **Check your answers with a dictionary.**

Definite article	Noun	English meaning
------------------	------	-----------------

20. Give 5 examples of feminine plural nouns using the correct definite article. **Check your answers with a dictionary.**

Definite article	Noun	English meaning

<https://www.thoughtco.com/how-to-use-definite-articles-3079100>

<https://www.rocketlanguages.com/spanish/grammar/spanish-definite-and-indefinite-articles>

<https://www.spanishdict.com/guide/indefinite-articles-in-spanish>

21. Write down four instances when a definite article is used in Spanish but not in English.

- When referring to all members of a group.
- With nouns representing concepts: *la honradez*.
- Personal titles (Mr etc.): *La señora López habla con mi padre*.
- Days of the week: *el jueves*.

22. Write the 4 forms of the indefinite article in the table below.

masc. singular	fem. singular	masc. plural	fem. plural
un	una	unos	unas
a/an	a/an	some	some

23. Give 5 examples of singular masculine nouns using the correct indefinite article. **Check your answers with a dictionary.**

Definite article	Noun	English meaning

24. Give 5 examples of singular feminine nouns using the correct indefinite article. **Check your answers with a dictionary.**

Definite article	Noun	English meaning

25. Give 5 examples of masculine plural nouns using the correct indefinite article. **Check your answers with a dictionary.**

Definite article	Noun	English meaning

26. Give 5 examples of feminine plural nouns using the correct indefinite article. **Check your answers with a dictionary.**

Definite article	Noun	English meaning

27. State three instances when the indefinite article is not used in Spanish when it is in English.

- When describing an unknown amount of something: *¿Hay cebolla en la cocina?*
- To talk about professions, region or nationality: *Soy periodista.*
- To talk about possession with tener: *Ahora tengo coche.*

28. Fill in the gaps in these sentences which describe masculine and feminine nouns.

- d. Generally, nouns which end in **-o** are masculine and nouns which end in **-a** are feminine. However, there are some exceptions.

List some in the box below.

- e. Words that end in **-or**, **-ón** and **és** are generally **masculine**.
f. Words that end in **-ción**, **-dad** and **-tad** are generally **feminine**.

29. Fill in the gaps in these sentences about plural nouns.

- c. To form the plural of nouns you normally add **-s** to words ending in a **vowel** and **-es** to words ending in a consonant.
d. Nouns which end in **-z** in the singular, end in **-ces** in the plural.

Subject Pronouns and Object Pronouns

<https://studyspanish.com/grammar/lessons/subpro>

<https://studyspanish.com/grammar/lessons/dopro1>

<https://www.thoughtco.com/using-subject-pronouns-spanish-3079374>

<https://www.thoughtco.com/whats-the-object-pronouns-3078137>

**Check out the
websites listed
below if you
need some help.**

30. Read the sentences below and say whether they are true or false.

- a. Pronouns are used in place of the verb, to avoid repeating it. **False**
- b. Pronouns are used in place of the noun, to avoid repeating it. **True**
- c. The pronoun must agree with the noun it is replacing. **True**
- d. Subject pronouns are always used in Spanish. **False**
- e. Subject pronouns are often only used for emphasis as the verb ending tells us who is doing the verb. **True**
- f. Object pronouns can be direct or indirect. **True**

18. a) Memorise the subject pronouns below and their meanings.

- 9. **yo** - I
- 10. **tú** – you (*singular familiar*)
- 11. **usted** – you (*singular formal*)
- 12. **él, ella** – he, she
- 13. **nosotros, nosotras** – we
- 14. **vosotros, vosotras** – you (*plural familiar*)
- 15. **ustedes** – you (*plural formal*)
- 16. **ellos, ellas** – they

b) Re-write them below from memory.

-
-
-
-
-
-
-
-

19. a) Memorise the direct and indirect object pronouns.

Direct object pronouns

me
te
lo/la
nos
os
los/las

Indirect object pronouns

me - me
te - you
le – him, her, it, you (sing, formal)
nos - us
os - you
les – them, you (plural, formal)

b) Cover them and write them below.

--

--

c) Read the three statements below about object pronouns. Memorise them thoroughly. Cover them and re-write them below from memory.

- Object pronouns normally go **before** the verb.
- Object pronouns go **after** the negative word.
- Object pronouns **are attached** to the end or before the near future tense and the present continuous.

-

-
-

19. Rewrite the sentences below using direct object pronouns.

- Quiero la falda más corta. Quiero la más corta.
- Tengo la regla. La tengo.
- No hago el alpinismo. No lo hago.
- Quiere un coche menos caro. Lo quiere menos caro.
- Tenemos un libro. Lo tenemos.

20. Rewrite the sentences below using direct and indirect object pronouns.

- Da el boli a Carlos. Dáselo (a él).
- Escucha a mi madre. Escúchala
- Voy a escribir a mi padre. Le voy a escribir/ voy a escribirle
- Nadie tiene el gato. Nadie lo tiene.
- Compré un regalo para María. Lo compré para María.
- Mi profesor me enseña a hablar español. Mi profesor me lo enseña.

21. Translate these sentences into Spanish.

- I write to her every month. Le escribo todos los meses.
- I bought him a present. Le compré un regalo.
- I don't have it. No lo tengo.
- I sent him an email. Le mandé un correo electrónico.
- I am going to do it. Voy a hacerlo.
- I have made it. Lo he hecho.
- He gave her some money. Le dio dinero.



VIII. Advanced Beginner Level - Nivel Básico + 1

30 credits per question

<https://studyspanish.com/grammar/lessons/adj1>

<http://www.spanishlanguageguide.com/grammar/adjective.asp>

<https://www.thoughtco.com/using-malo-mal-and-related-words-3079105>

<http://www.learn-spanish-amigos.com/adjectives-in-spanish.html>



Do some revision on Spanish adjectives before you begin.

Adjectives

21. Complete the following sentences about adjectives by filling in the gaps.

Adjectives are **describing** words. In Spanish, adjectives usually come **after** the noun they are describing. Adjectives must **agree** with the **noun** they describe. Ends of adjectives may **change** depending on the **gender** of the noun it's describing and depending on whether the noun they are describing is **plural** or singular.

22. Some adjectives always come before the noun. Make a list of them in the box below.

- Descriptive adjectives that emphasize the essential quality of a noun: la **dulce** miel.
- Limiting adjectives (one that defines a number or amount): Yo tengo **menos** dinero que mi hermano.
- Possessive or demonstrative adjectives: **Este** arbol tiene muchas manzanas.
- Meaning changing adjectives: propio, dulce, grande, único.

23. Fill in the table with examples of adjectives ending in o, e, or and in a consonant, in their different forms.

Adjectives ending in	Masculine singular	Feminine singular	Masculine plural	Feminine plural
-o/-a	único	única	únicos	únicas
-e	grande	grande	grandes	grandes
-or/ora	hablador	habladora	habladores	habladoras

in a consonant	feliz	feliz	felices	felices
----------------	-------	-------	---------	---------

24. Do some research and make a list of those adjectives that never change in the box below.

Words that end in -e and -ista don't change in the feminine form but do change in the plural form: **interesante, idealist**

25. Some adjectives are shortened when they come before a masculine singular noun.

bueno → buen
 malo → mal
 primero → primer
 tercero → tercer
 alguno → algún
 ninguno → ningún

a. Learn them and re-write them from memory in the box below with their meanings.

b. Translate the following sentences.

- Un buen amigo. A good friend
- Hace mal tiempo. It's bad weather.
- El primer día. The first day.
- El Tercer Mundo. The third world.
- ¿Tienes algún libro? Do you have any books?
- No tengo ningún interés en hacerlo. I have no intention of doing it.

26. What do you notice about *gran* in these sentences?

Tengo una *gran* familia católica irlandesa.

Me gustaría un *gran* piso.

Grande is shortened to *gran* when it comes before the noun. It means great rather than big.

27. Some nationalities do not end in -o and follow a different pattern. List some examples below. <https://www.spanishdict.com/guide/nationalities-in-spanish>

Ending in -s	Masculine singular	Feminine singular	Masculine plural	Feminine plural
	francés	francesa	franceses	francesas
	irlandés	irlandesa	irlandeses	irlandesas
Ending in -	español	española	españoles	españolas

28. Translate the following sentences. Remember Spanish word order and adjectival agreement!

a. A small house.

Una casa pequeña.

b. A black dog.

Un perro negro.

c. I live in a big house.

Vivo en una casa grande.

d. My Mother is very nice.

Mi madre es muy simpática.

e. For school, I have to wear a black jacket.

Para el colegio, tengo que llevar una chaqueta negra.

f. The hotel is an impressive building.

El hotel es un edificio impresionante.

g. I don't have much money.

No tengo mucho dinero.

h. I have blond hair and blue eyes.

Tengo el pelo rubio y los ojos azules.

i. My parents are divorced.

Mis padres están divorciados.

J. I don't have any pens.

No tengo ningún bolígrafo.

K. The Spanish girls.

Las chicas españolas.

L. There are a lot of historical buildings.

Hay muchos edificios históricos.

M. The big beautiful church.

La iglesia grande y hermosa.

N. I think Maths is fun.

Pienso que las matemáticas son divertidas.

O. I wear a light blue shirt.

Llevo una camisa azul claro.

31. In your own words write about what you have learned about Spanish adjectives.

Comparative and Superlative Adjectives.

Do some revision on Spanish comparatives and superlatives before you begin.

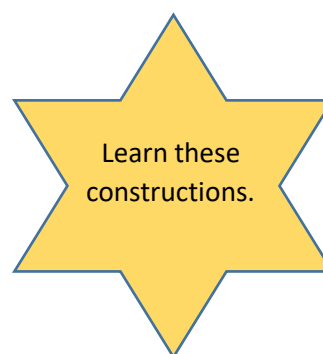
<https://www.rocketlanguages.com/spanish/grammar/spanish-comparatives-superlatives>

32. Complete the sentence about comparatives by filling in the gaps with the correct word.

Comparative adjectives **compare** two things by saying that one thing is better or bigger or worse etc. than the **other**.

The comparative is formed by using the correct form of the adjective with the following constructions.

Más + adjective + que
Menos + adjective + que
Tan + adjective + como



33. Translate the following sentences.

a. Mi padre es más guapo que tu padre.

My father is more handsome than your father.

b. José es menos inteligente que María.

José is less intelligent than Maria.

c. Mi madre es tan simpática como mi padre.

My mother is as nice as my father.

d. Madrid es más pequeña que Londres.

Madrid is smaller than London.

e. Pienso que la ciudad es menos aburrida que el campo.

I think that the city is less boring than the countryside.

34. Make up 5 Spanish sentences of your own to practise comparatives.

35. Learn these irregular ones off by heart.

Adjective	Comparative	Superlative
Bueno (good)	mejor (better)	el/la mejor los/las mejores (the best)
malo (bad)	peor (worse)	el/la peor los/las peores (the worst)

Cover the table above and complete it from memory.

Adjective	Comparative	Superlative
(good)	(better)	(the best)
(bad)	(worse)	(the worst)

36. Complete the sentence about superlatives by filling in the gaps with the correct word.

Superlative adjectives **compare** two or more things, saying one is the best or worst or biggest etc.

The superlative is formed by using the correct form of the adjective with the following construction:

el/la/los/las + más/menos + adjective



37. Translate the following sentences.

a. Mi perro es el mejor.

My dog is the best.

b. Mi coche es el más rápido.

My car is the fastest.

c. Tu hermano es el menos alto.

Your brother is shorter.

d. Esta película es la peor.

This film is the worst.

e. Los libros son los mejores.

The books are the best.

f. Mi amiga es la más deportista.

My friend is the sportiest.

18. Translate these sentences into Spanish.

a. The maths teacher is less boring than the English teacher.

El profesor de matemáticas es menos aburrido que el profesor de inglés.

b. This car is the newest.

Este coche es el más nuevo.

c. Maria is my best friend.

María es mi mejor amiga.

d. The restaurant is the best in the town.

El restaurante es el mejor en la ciudad.

e. Your house is the biggest in the street.

Tu casa es la más grande en la calle.

f. His team are the worst.

Su equipo es el peor.

38. Make up 10 sentences containing a mixture of comparatives and superlatives in Spanish.

39. In one sentence, describe how you will remember the most difficult grammar point you have learned in stage 2.



IX. Intermediate Level - Nivel intermedio

40 credits per question

Subject pronouns

<http://www.spanish411.net/Spanish-Subject-Pronouns.asp>

Do some research on **subject pronouns**. Follow the link below.

21. What are the 6 subject pronouns in Spanish?

	Singular	Plural
First Person	yo	nosotros/nosotras
Second person	tú	vosotros/vosotras
Third person	él/ella/usted	ellos/ellas/ustedes

In what circumstances would you use these pronouns?

Tú	When you are talking directly to a child, a relative, a friend, a peer, or a pet.
-----------	--

Usted	To directly address someone older, a person you do not know, a superior, or someone to whom you would like to show respect.
Vosotros	<i>Vosotros</i> is used to speak directly to a group of people you are very familiar with.
Ustedes	In Latin America, <i>ustedes</i> is used to speak directly to a group of people in both formal and informal situations. In Spain, <i>ustedes</i> is used when talking to a group of people in a formal situation.

Infinitives

<https://www.spanishdict.com/guide/infinitives-in-spanish>

Research the **infinitive** and its uses. Follow the link below.

22. In your own words, describe what an infinitive is.

An infinitive is the most basic form of the verb. It is an unconjugated verb and so does not give any information about who is performing the action or when the action is taking place. It is the form of the verb found in the dictionary.

23. Put a cross next to the **four** statements that are true about infinitives.

		You cannot find an infinitive in a dictionary.
X		Modal verbs are followed by the infinitive.
X		Verbs expressing like, dislike are followed by the infinitive.
		Verbs expressing future intentions or wish are never followed by the infinitive.
		Infinitives always end in –ar in Spanish.
X		The infinitive is used after <i>antes de</i> .
X		When two verbs follow each other in a sentence, the second verb is always in the infinitive.
		Verbs expressing preferring are not followed by the infinitive.

Correct all the false statements.

24. Highlight the infinitives in the sentences below and put a cross next to the four that **DO NOT** contain a mistake.

X	Mañana voy a comprar un regalo para mi abuela.
	Me gusta como una hamburguesa. Me gusta comer una hamburguesa.
	No puedo salgo con mis amigos. No puedo salir con mis amigos.
X	Tengo que llamar a mis padres.
	No quiere hace sus deberes. No quiere hacer sus deberes.
X	Antes de salir tengo que fregar los platos.
X	Suelo ir al colegio en autobús.
	No me gusta voy al cine. No me gusta ir al cine.

Correct the **four** sentences that contain a mistake.

The Present Tense

<https://studyspanish.com/verbs/lessons/justar>

Do some research on **-ar** verbs in the present tense. Follow the link below.

25. Highlight the statements that are **true**.

- A. **You use the present tense to describe what is taking place now.**
- B. You use the present tense to describe what will happen in the distant future.
- C. You use the present tense to describe something that happened yesterday.
- D. **You use the present tense to describe something that happens regularly.**

- E. Present tense verb endings change depending on who is doing the verb/action.

26. Fill in the gaps below to form a correct description about how to formulate the present tense of regular **-ar** verbs.

Take the **infinitive** form of an **-ar** verb. Remove the **-ar ending** from the infinitive to form **the stem** then add the correct verb ending.

27. List the endings for regular **-ar** verbs

Subject pronouns	Endings -ar verbs
<i>yo</i>	-o
<i>tú</i>	-as
<i>él/ella</i>	-a
<i>nosotros</i>	-amos
<i>vosotros</i>	-áis
<i>ellos/ellas</i>	-an

28. Follow the link below and practise conjugating regular **-ar** verbs.

<https://studyspanish.com/verbs/random-quiz/justar>

<https://studyspanish.com/verbs/lessons/juster>

<https://www.spanishdict.com/guide/spanish-present-tense-forms>

Do some research on **-er** verbs in Spanish. Follow the links below.

29. List the endings for regular **-er** verbs

Subject pronouns	Endings -er verbs
<i>yo</i>	-o
<i>tú</i>	-es
<i>él/ella</i>	-e
<i>nosotros</i>	-emos

<i>vosotros</i>	-éis
<i>ellos/ellas</i>	-en

30. Follow the link below and practise conjugating regular **-er** verbs.

<https://studyspanish.com/verbs/random-quiz/juster>

<https://studyspanish.com/verbs/lessons/juster>

<https://www.spanishdict.com/guide/spanish-present-tense-forms>

Do some research on **-ir** verbs in Spanish. Follow the links below.

31. List the endings for regular **-ir** verbs

Subject pronouns	Endings -ir verbs
<i>yo</i>	-o
<i>tú</i>	-es
<i>él/ella</i>	-e
<i>nosotros</i>	imos
<i>vosotros</i>	-is
<i>ellos/ellas</i>	-en

32. Follow the link below and practise conjugating regular **-ir** verbs.

<https://studyspanish.com/verbs/random-quiz/justir>

<https://studyspanish.com/verbs/lessons/piel>

Find out more about stem-changing present tense verbs in Spanish.

33. In your own words, explain what a stem-changing verb is.

Some Spanish verbs are called stem-changing verbs because when they are conjugated, the stem changes in a predictable way. In one group of stem-changing verbs, the letter **-e** in the stem changes to **-ie** in all but the *nosotros* and *vosotros* forms. This particular type of stem-changing verb is found in all three verb types.

34. Write out the full conjugations of these verbs in the present tense.

<i>tener</i>	<i>ser</i>	<i>ir</i>	<i>hacer</i>
--------------	------------	-----------	--------------

tengo	soy	voy	hago
tienes	eres	vas	haces
tiene	es	va	hace
tenemos	somos	vamos	hacemos
tenéis	sois	vais	hacéis
tienen	son	van	hacen

Learn them, cover them and write them from memory in the table below.

<i>tener</i>	<i>ser</i>	<i>ir</i>	<i>hacer</i>



<https://www.spanishdict.com/guide/reflexive-verbs-and-reflexive-pronouns>

35. List the reflexive pronouns.

	Singular	Plural
First Person	me	nos
Second person	te	os
Third person	se	se

36. Write out the full conjugations of what **you** think are the **five** most useful reflexive verbs in Spanish.

	llamarse = to be called	aburrirse = to get bored	irse = to go away	casarse = to get married	Probarse = to try on
yo	me llamo	me aburro	me voy	me caso	Me pruebo
tú	te llamas	te aburres	te vas	te casas	Te pruebas
él/ella	se llama	se aburre	se va	se casa	Se prueba
nosotros	nos llamamos	nos aburrimos	nos vamos	nos casamos	Nos probamos
vosotros	os llamáis	os aburrís	os vais	os casáis	Os probáis
ellos/ellas	se llaman	se aburren	se van	se casan	Se prueban

37. Write a description of your daily routine on a school day. Use as many reflexive verbs as you can.

Por la mañana me despierto a las siete. En la semana suelo levantarme a las siete y cuarto pero el fin de semana me levanto a las diez. Me ducho en el cuarto de baño y suelo vestirme en mi dormitorio. Tomo el desayuno en la cocina con mi familia. Antes de salir, me cepillo los dientes y hago mi bolso para el colegio.

38. Now change the description of your daily routine into the third person singular.

Por la mañana se despierta a las siete. En la semana suelo levantarse a las siete y cuarto pero en el fin de semana se levanta a las diez. Se ducha en el cuarto de baño y suelo vestirse en su dormitorio. Toma el desayuno en la cocina con su familia. Antes de salir, se cepilla los dientes y hace su bolso para el colegio.

**Familiarise yourself
with the main
modal verbs**

[https://quizlet.com/218258128/spanish-gcse-modal-key-verbs-flash-cards/18.](https://quizlet.com/218258128/spanish-gcse-modal-key-verbs-flash-cards/18)

39. Put a cross next to the **five** sentences that contain modal verbs and underline the modal verb.

	Los sábados voy al cine con mis amigos.
X	Quiero tomar una siesta porque estoy cansada.
X	No puedo salir esta noche por que no hice mis deberes.
	Mis abuelos viven en Salamanca.
X	En el pasado solía llevar uniforme escolar.
	No me gustan las películas de guerra por qué son demasiado largas.
X	¿Puedes ir conmigo?
X	No debes comer la comida rápida porque es malsana.

40. Write out the full conjugation of what you think are the **five** most useful modal verbs.

	poder	deber	quiero	soler
yo	puedo	debo	quiero	suelo
tú	puedes	debes	quieres	sueles
él/ella	puede	debe	quiere	suele
nosotros	podemos	debemos	queremos	solemos
vosotros	podéis	debéis	queréis	soléis
ellos/ellas	pueden	deben	quieren	suelen



X. Proficient Level - Nivel competente

60 credits per question

The Preterite Tense

<https://www.spanishdict.com/guide/spanish-preterite-tense-forms>

Research the uses and formation of the preterite tense.

19. Fill in the gaps.

The preterite **tense** uses just one **word** to describe a single completed **action**. The **preterite** tense is often used with time **phrases**. To conjugate verbs in the preterite tense, start with an **infinitive** then take off the ending to leave the **stem** then add the correct ending.

20. Using the example, write out the full conjugation of the verb *preparar* in the preterite tense.

Trabajar	To work	preparar	To prepare
<i>Yo trabajé</i>	I worked	<i>yo preparé</i>	I prepared
<i>tú trabajaste</i>	You worked	<i>tú preparaste</i>	you prepared
<i>Él/ella trabajó</i>	He/she worked	<i>él/ella preparó</i>	he/she prepared
<i>Nosotros trabajamos</i>	We worked	<i>nosotros preparamos</i>	we prepared
<i>Vosotros trabajasteis</i>	You worked	<i>vosotros preparasteis</i>	you prepared
<i>Ellos/ellas trabajaron</i>	They worked	<i>ellos/ellas prepararon</i>	they prepared

21. Using the example, write out the full conjugation of the verb *comer* in the preterite tense.

<i>aprender</i>	To learn	<i>comer</i>	To eat
<i>Yo aprendí</i>	I learnt	<i>yo comí</i>	I ate
<i>tú aprendiste</i>	You learnt	<i>tú comiste</i>	you ate
<i>Él/ella aprendió</i>	He/she learnt	<i>él/ella comió</i>	he/she ate
<i>Nosotros aprendimos</i>	We learnt	<i>nosotros comimos</i>	we ate
<i>Vosotros aprendisteis</i>	You learnt	<i>vosotros comisteis</i>	you ate
<i>Ellos/ellas aprendieron</i>	They learnt	<i>ellos/ellas comieron</i>	they ate

22. Using the example, write out the full conjugation of the verb *recibir* in the preterite tense.

<i>salir</i>	To go out	<i>recibir</i>	To live
<i>yo salí</i>	I went out	<i>yo recibí</i>	I received
<i>tú saliste</i>	you went out	<i>tú recibiste</i>	you received
<i>Él/ella salió</i>	he/she went out	<i>él/ella recibió</i>	he/she received
<i>Nosotros salimos</i>	we went out	<i>nosotros recibimos</i>	we received
<i>Vosotros salisteis</i>	you went out	<i>vosotros recibisteis</i>	you received
<i>Ellos/ellas salieron</i>	they went out	<i>ellos/ellas recibieron</i>	they received

23. Look up the full conjugations of these verbs that are irregular in the preterite tense. Complete the table below and learn them.

	<i>Estar</i>	<i>Hacer</i>	<i>Ir + ser</i>	<i>poner</i>	<i>tener</i>	<i>ser</i>
<i>yo</i>	<i>estuve</i>	<i>hice</i>	<i>fui</i>	<i>pude</i>	<i>tuve</i>	<i>fui</i>
<i>tú</i>	<i>estuviste</i>	<i>hiciste</i>	<i>fuiste</i>	<i>podiste</i>	<i>tuviste</i>	<i>fuiste</i>
<i>Él/ella</i>	<i>estuvo</i>	<i>hizo</i>	<i>fue</i>	<i>pudo</i>	<i>tuvo</i>	<i>fue</i>
<i>nosotros</i>	<i>estuvimos</i>	<i>hicimos</i>	<i>fuimos</i>	<i>podimos</i>	<i>tuvimos</i>	<i>fuimos</i>
<i>vosotros</i>	<i>estuvisteis</i>	<i>hicisteis</i>	<i>fuisteis</i>	<i>podisteis</i>	<i>tuvisteis</i>	<i>fuisteis</i>
<i>Ellos/ellas</i>	<i>estuvieron</i>	<i>hicieron</i>	<i>fueron</i>	<i>pusieron</i>	<i>tuvieron</i>	<i>fueron</i>

24. Cover the table above and write the verbs from memory in the table below.

	<i>Estar</i>	<i>Hacer</i>	<i>Ir + ser</i>	<i>poner</i>	<i>tener</i>	<i>ser</i>
<i>yo</i>						
<i>tú</i>						
<i>Él/ella</i>						
<i>nosotros</i>						
<i>vosotros</i>						
<i>Ellos/ellas</i>						

25. Translate the following sentences into the preterite tense.

- A. I ate an apple.
Comí una manzana.
- B. The day before yesterday he went out with his friends.
Anteayer salió con sus amigos.
- C. They decided to go to the cinema.
Decidieron ir al cine.
- D. We received a letter yesterday.
Recibimos una carta ayer.
- E. We did our homework last night.
Hicimos nuestros deberes anoche.
- F. We spoke on the telephone two days ago.
Hablamos por teléfono hace dos días.
- G. Last year she bought a car.
El año pasado ella compró un coche.
- H. I went to Spain last year.
Fui a España el año pasado.
- I. They called at one.
Llamaron a la una.
- J. I arrived at 7.
Llegué a las siete.
- K. Then they prepared dinner.
Luego, preparon la cena.
- L. Yesterday I wrote three letters.
Ayer, escribí tres cartas.
- M. At that moment, he began to cry.
En ese momento, empezó a llorar.
- N. Yesterday afternoon we went to Seville
Ayer por la tarde fuimos a Sevilla.
- O. She sent a letter.
Ella mandó una carta.
- P. Where were you born?
¿Dónde naciste?
- Q. Last year Elena and Juan got married.

- El año pasado Elena y Juan se casaron.
- R. I lived in Barcelona for three months.
Viví en Barcelona durante tres meses.
- S. They drank the coffee.
Bebieron el café.
- T. It rained at 3 o'clock.
Llovió a las tres.
- U. I ate a sandwich.
Comí un bocadillo.
- V. We went to bed at 7 o'clock.
Nos acostamos a las siete.
- W. She decided to go out.
Ella decidió salir.
- X. Did he read the book?
¿Leyó el libro?
- Y. Did you do your homework?
¿Hiciste tus deberes?
- Z. He lived there for five years.
Vivió allí durante cinco años.

The Perfect Tense

<https://www.spanishdict.com/guide/spanish-present-perfect-indicative>

<https://studyspanish.com/grammar/lessons/presperfect>

Research the uses and formation of the perfect tense.

26. Fill in the gaps.

The perfect **tense** is a compound verb used to describe a single, completed **action** in the immediate **past**, one which has just or recently **happened** or which is still relevant to the ongoing **situation**. To form the **perfect tense** you need the auxiliary verb '**haber**' in the present tense and a **past participle**.

27. Fill in the table with the present tense of *haber*.

haber = to have			
<i>yo</i>	he	<i>nosotros</i>	hemos
<i>tú</i>	has	<i>vosotros</i>	habéis
<i>él/ella</i>	ha	<i>ellos/ellas</i>	han

28. Change these infinitives into past participles.

Infinitive	Past participle
<i>comprar</i>	comprado
<i>vivir</i>	vivido
<i>comer</i>	comido
<i>hablar</i>	hablado
<i>reducir</i>	reducido

29. Look up 5 infinitives that have **irregular** past participles.

Infinitive	Past participle
decir	dicho
escribir	escrito
hacer	hecho
morir	muerto
poner	puesto

30. Translate the following sentences into the perfect tense.

- A. I have eaten an apple.
He comido una manzana.
- B. He has made a mistake.
Él ha cometido un error.
- C. They have learnt Spanish.
Han aprendido español.
- D. You have written a letter.
Has escrito una carta.
- E. We have watched the film.
Hemos visto una película.
- F. We have done our homework.
Hemos hecho nuestros deberes.
- G. She has worked in a restaurant.
Ella ha trabajado en un restaurante.
- H. I have read the book.
He leído el libro.
- I. She has spoken with my mother.
Ella ha hablado con mi madre.
- J. They have asked the teacher.
Han preguntado al profesor.
- K. Maite has played football.
Maite ha jugado al fútbol.

- L. Ana has studied French.
Ana ha estudiado francés.
- M. Have you been to Portugal?
¿Has ido a Portugal?
- N. They have bought a car.
Han comprado un coche.
- O. He has drunk the wine.
Él ha bebido el vino.
- P. Juan and María have travelled to Spain.
Juan y María han viajado a España.
- Q. Have you seen my phone?
¿Has visto mi móvil?
- R. We haven't eaten.
No hemos comido.
- S. We have visited Madrid.
Hemos visitado Madrid.
- T. Has he eaten lunch?
¿Él ha almorzado?
What have you done?
¿Qué has hecho?
- U. Have you tried paella?
¿Has probado paella?
- V. I have given the student a book.
He dado un libro al estudiante.
- W. I have called my parents.
He llamado a mis padres.
- X. I have finished the book.
He terminado el libro.
- Y. Has he spoken to them?
¿Él ha hablado con ellas?

The Imperfect Tense

http://www.bbc.co.uk/schools/gcsebitesize/spanish/grammar/sp_verbs_higher.shtml

31. Explain the **three** main uses of the imperfect tense.

- a. Repeated actions in the past
- b. To describe what something or someone was like
- c. To express what you used to do.

32. Using the example, write out the full conjugation of *estar* in the imperfect tense.

<i>hablar</i>	To speak	<i>estar</i>	To be
<i>yo hablaba</i>	I used to speak	<i>yo estaba</i>	I used to be
<i>tú hablabas</i>	You used to speak	<i>tú estabas</i>	you used to be
<i>Él/ella hablaba</i>	He/she used to speak	<i>él/ella estaba</i>	he/she used to be
<i>Nosotros hablábamos</i>	We used to speak	<i>nosotros estábamos</i>	we used to be
<i>Vosotros hablabais</i>	You used to speak	<i>vosotros estabais</i>	you used to be
<i>Ellos/ellas hablaban</i>	They used to speak	<i>ellos/ellas estaban</i>	they used to be

33. Using the example, write out the full conjugation of *comer* in the imperfect tense.

<i>beber</i>	To drink	<i>comer</i>	To eat
<i>yo bebía</i>	I used to drink	<i>yo comía</i>	I used to eat
<i>tú bebías</i>	You used to drink	<i>tú comías</i>	You used to eat
<i>Él/ella bebía</i>	He/she used to drink	<i>él/ella comía</i>	He/she used to eat
<i>Nosotros bebíamos</i>	We used to drink	<i>nosotros comíamos</i>	We used to eat
<i>Vosotros bebíais</i>	You used to drink	<i>vosotros comíais</i>	You used to eat
<i>Ellos/ellas bebían</i>	They used to drink	<i>ellos/ellas comían</i>	They used to eat

34. Using the example, write out the full conjugation of *vivir* in the imperfect tense.

<i>venir</i>	To come	<i>vivir</i>	to live
<i>yo venía</i>	I used to come	<i>yo vivía</i>	I used to live
<i>tú venías</i>	You used to come	<i>tú vivías</i>	you used to live
<i>Él/ella venía</i>	He/she used to come	<i>él/ella vivía</i>	he/she used to live
<i>Nosotros veníamos</i>	We used to come	<i>nosotros vivíamos</i>	we used to live
<i>Vosotros veníais</i>	You used to come	<i>vosotros vivíais</i>	you used to live
<i>Ellos/ellas venían</i>	They used to come	<i>ellos/ellas vivían</i>	they used to live

35. Look up these common verbs in the imperfect tense and complete the table.

	Ser – to be	Ir – to go	Ver – to see
<i>yo</i>	era	iba	veía
<i>tú</i>	eras	ibas	veías
<i>él/ella</i>	era	iba	veía
<i>nosotros</i>	éramos	íbamos	veíamos
<i>vosotros</i>	erais	ibais	veíais
<i>ellos/ellas</i>	eran	iban	veían

36. Learn them, cover them and write them from memory in the table below.

	Ser – to be	Ir – to go	Ver – to see
<i>yo</i>			
<i>tú</i>			
<i>él/ella</i>			
<i>nosotros</i>			
<i>vosotros</i>			
<i>ellos/ellas</i>			

22. Translate the following sentences into the perfect tense.

- A. I used to know Sergio.
Yo conocía a Sergio.
- B. He used to have a car.
Él tenía un coche.
- C. They used to study Spanish.
Ellos estudiaban español.
- D. You used to play hockey.
Tú jugabas al hockey.
- E. At that time, I was working in Madrid.

- En esa época yo trabajaba en Madrid.
- F. When I was young, I used to hate vegetables.
Cuando era joven, odiaba las verduras.
- G. I used to go to the cinema every Saturday.
Yo iba al cine todos los sábados.
- H. It was cloudy when I left the house.
Estaba nublado cuando salí de la casa.
- I. She was hard working.
Era trabajadora.
- J. They used to wear school uniform.
Llevaban uniforme escolar.
- K. I was working in a restaurant.
Yo trabajaba en un restaurante.
- L. Ana used to eat meat.
Ana comía carne.
- M. Every year, we used to go on holiday to Portugal.
Todos los años, íbamos de vacaciones a Portugal.
- N. Every Saturday, the family could go shopping.
Todos los sábados la familia podía ir de compras.
- O. We used to prepare a special dinner.
Preparábamos una cena especial.
- P. We used to have fun.
Nos divertíamos/solíamos divertirnos.
- Q. She used to help.
Ella ayudaba.
- R. She didn't used to do her homework.
Ella no hacía sus deberes.
- S. When we worked in Spain we used to have a siesta.
Cuando trabajábamos en España tomábamos una siesta.
- T. We used to be sad.
Estábamos triste.
- U. When I was 11 years old I used to live in France.
Cuando yo tenía once años, vivía en Francia.
- V. My town was old and dirty.
Mi ciudad era vieja y sucia.
- W. Isabel was ten years old.
Isabel tenía diez años.
- X. I went fishing every morning.
Yo iba a la pesca todas las mañanas.
- Y. Rosa was doing her homework at 5pm.
Rosa hacía sus deberes a las cinco de la tarde.
- Z. He usually arrived early.
Solía llegar temprano.

23. Put the time expressions into the correct column depending on whether they can be used with the preterite or imperfect tense or both tenses.

24.

Time expressions					
Ayer	siempre	a veces	el otro día	todos los días	a menudo
anoche	frecuentemente		hace tres años	anteayer	la semana pasada
Preterite	Both tenses			Imperfect	
	A veces Ayer El otro día Anoche Hace tres años Anteayer			Siempre Todos los días Frecuentemente	



XI. Advanced Level - Nivel avanzado

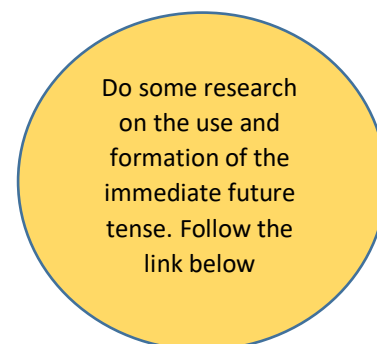
70 credits per question

The Immediate Future Tense

<https://studyspanish.com/grammar/lessons/ira>

21. Write down when the immediate future is used in Spanish.

To express what one is going to do.



22. Fill in the table with the present tense of *ir*.

<i>ir = to go</i>			
<i>yo</i>	voy	<i>nosotros</i>	vamos
<i>tú</i>	vas	<i>vosotros</i>	vais
<i>él/ella</i>	va	<i>ellos/ellas</i>	van

23. Explain how to formulate the immediate future tense.

The verb *ir* conjugated in the present tense followed by 'a' and a verb in the infinitive form

24. Translate the following into Spanish:

Tomorrow I am going to go out.

Mañana voy a salir.

Next weekend I am going to watch a football match.

El fin de semana voy a ver un partido de fútbol.

My father is going to go shopping.

Mi padre va a ir de compras.

Miguel and Ricardo are going to do their homework.

Miguel y Ricardo van a hacer sus deberes.

She is going to carry on working until the age of 65.

Ella va a seguir trabajando hasta la edad de sesenta y cinco.

I am not going to lie.

No voy a mentir.

We are going to watch a film on my laptop.

Vamos a ver una película en mi portátil.

Beatriz is going to call.

Beatriz va a llamar.

Are you going to eat with us?

¿Vas a comer con nosotros?

Sara is going to work as a waitress.

Sara va a trabajar como camarera.

The Future Tense

<https://www.spanishdict.com/guide/simple-future-regular-forms-and-tenses>

<https://studyspanish.com/grammar/lessons/future>

Do some research on the use and formation of the future tense. Follow the links below.

25. Write down when the future tense is used in Spanish.

The Spanish simple future is used to talk about what will or shall happen. It is also used to express the possibility of what someone might or may be doing in the present.

26. Use the model to write out the full conjugation of the verbs in the future tense

estudiar	To study	trabajar	To work
<i>yo estudiaré</i>	I will study	<i>yo trabajaré</i>	I will work
<i>tú estudiarás</i>	You will study	<i>tú trabajarás</i>	You will work
<i>Él/ella estudiará</i>	He/she will study	<i>él/ella trabajará</i>	He/she will work
<i>Nosotros estudiaremos</i>	We will study	<i>nosotros trabajaremos</i>	We will work
<i>Vosotros estudiareis</i>	You will study	<i>vosotros trabajareis</i>	You will work
<i>Ellos/ellas estudiarán</i>	They will study	<i>ellos/ellas trabajarán</i>	They will work
seguir	To carry on	descubrir	To discover
<i>Yo seguiré</i>	I will carry on	<i>Yo descubriré</i>	I will discover

<i>Tú seguirás</i>	You will carry on	<i>Tú descubrirás</i>	You will discover
<i>Él/ella seguirá</i>	He/she will carry on	<i>Él/ella descubrirá</i>	He/she will discover
<i>Nosotros seguiremos</i>	We will carry on	<i>Nosotros descubriremos</i>	We will discover
<i>Vosotros seguiréis</i>	You will carry on	<i>Vosotros descubriréis</i>	You will discover
<i>Ellos/ellas seguirán</i>	They will carry on	<i>Ellos/ellas descubrirán</i>	They will discover

27. Look up the stem for the following verbs that are irregular in the future tense. Write the verb in the first person. Learn them*.

Infinitive	Stem	First person form
<i>decir</i>	dir-	diré
<i>hacer</i>	har-	haré
<i>poder</i>	podr-	podré
<i>poner</i>	pondr-	pondré
<i>querer</i>	querr-	querré
<i>tener</i>	tendr-	tendré
<i>saber</i>	sabr-	sabré

* NB: These are the same stems that are used in the formation of the conditional tense.

28. Translate this paragraph into English. Underline all of the verbs in the future and immediate future tenses.

El año próximo iré a Barcelona en España por dos semanas con mi novia. Viajaremos en avión desde el aeropuerto de Luton porque es más rápido que viajar en tren o en barco. Mi novia no puede viajar en tren durante largos periodos porque le dan mareos sin embargo viajar en avión puede ser caro. Vamos a visitar los monumentos como la Sagrada Familia y quizás algunos museos. Además veremos un partido de fútbol en el Camp Nou. Durante la noche, caminaremos por la ciudad y comeremos comida típica de la región, por ejemplo paella, gambas al ajillo o feves a la catalana. Podríamos intentar algunos bares o clubes en un par de noches si tenemos suficiente dinero. Iremos en invierno así que me voy a ahorrar 800€ con suerte. Aunque iremos en febrero, espero que el clima será agradable.

Next year I will go to Barcelona in Spain for two weeks with my girlfriend. We will travel by aeroplane from Luton airport because it is quicker than travelling by train or by boat. My girlfriend cannot travel for long periods of time on the train, because it makes her sick, however, travelling by aeroplane can be expensive. We are going to visit monuments such as the Sagrada Familia and perhaps some museums. Furthermore, we will watch a football match at the Nou Camp stadium. During the evening, we will stroll through the city and we will eat typical food from the region, for example paella, prawns with garlic or Catalan beans. We could try out some bars or nightclubs a couple of evenings if we have enough money. We will go in the winter so I am hopefully going to save 800€. Although we will go in February, I hope the climate will be pleasant.

29. Cover up the Spanish paragraph in question 8. Using your English translation, translate the paragraph back into **Spanish**.

30. Write a paragraph about what you plan to do next weekend. Use as many verbs as possible in the immediate future and future tenses.

The Conditional Tense

<https://www.spanishdict.com/guide/conditional-tense>
<https://studyspanish.com/grammar/lessons/conditional>

Do some research about the conditional tense. Follow the links below.

31. In your own words, explain the difference between the future tense and the conditional tense.

The future tense is used to describe or narrate events that are highly likely. The conditional tense is used to express probability, possibility, wonder or conjecture.

32. Fill in the gaps

To formulate the conditional tense, take the future tense stem and add the conditional tense endings. These are exactly the same as endings for –er and –ir verbs for the imperfect tense.

33. Write out the full conjugation of the verbs using the model. Translate them into English. Learn the conditional endings.

viajar	To study	estudiar	To study
<i>yo viajaría</i>	I would travel	<i>yo estudiaría</i>	I would study
<i>tú viajarías</i>	You would travel	<i>tú estudiarías</i>	you would study
<i>él/ella viajaría</i>	He/she would travel	<i>él/ella estudiaría</i>	he/she would study
<i>nosotros estudiaríamos</i>	We would travel	<i>nosotros estudiaríamos</i>	we would study
<i>vosotros estudiáis</i>	You would travel	<i>vosotros estudiaríais</i>	you would study
<i>ellos/ellas estudiarían</i>	They would travel	<i>ellos/ellas estudiarían</i>	they would study
ver	To see	conducir	To drive
<i>yo vería</i>	I would see	<i>yo conduciría</i>	I would drive
<i>tú verías</i>	you would see	<i>tú conducirías</i>	you would drive
<i>él/ella vería</i>	he/she would see	<i>él/ella conduciría</i>	he/she would drive

nosotros veríamos	we would see	nosotros conduciríamos	we would drive
vosotros veríais	you would see	vosotros conduciríais	you would drive
ellos/ellas verían	they would see	ellos/ellas conducirían	they would drive

Cover up the table above and try and write out full conjugations of the three verbs from memory.

	estudiar	ver	conducir
yo	yo estudiaría	yo vería	yo conduciría
tú	tú estudiarías	tú verías	tú conducirías
él/ella	él/ella estudiaría	él/ella vería	él/ella conduciría
nosotros	nosotros estudiaríamos	nosotros veríamos	nosotros conduciríamos
vosotros	vosotros estudiaríais	vosotros veríais	vosotros conduciríais
ellos/ellas	ellos/ellas estudiarían	ellos/ellas verían	ellos/ellas conducirían

34. Translate these sentences containing modal verbs in the conditional tense.

A Se debería utilizar el transporte público para proteger el medio ambiente.

You should use public transport to protect the environment.

B Querría ayudar a las personas desfavorecidas porque a mí *me parece* que tenemos que ser solidarios.

I would like to help disadvantaged people because it seems to me that we have to be supportive.

C Podríamos donar más dinero a las organizaciones benéficas.

We could give more money to charities.

D Creo que valdría la pena hacer preguntas.

I think it would be worth asking questions.

E Tendríamos que construir más viviendas.

We would have to build more housing.

35. Adapt and extend the sentences above.

36. Write a paragraph about your dream holidays using as many verbs as possible in the conditional tense.

The Passive

Familiarise yourself with the differences between the passive and active voice. Follow the link below.

<https://www.spanishdict.com/guide/active-vs-passive-voice>

37. In your own words, explain the difference between the active voice and the passive voice.

38. Put a cross next to the **four** sentences that are written in the passive voice.

X	Se hizo este pastel con mantequilla.
X	En México se celebra el diez de mayo con fiestas para madres.
	Mi padre trabaja como contable en un despacho en el centro de la ciudad.
	David escribe un libro policial.
X	Se venden periódicos.
	Yo hice el pastel con miel.
X	El colegio fue construido en 1824.
	Normalmente se levanta a las siete y media.

39. Translate these sentences into English.

- A. Se venden varios coches.
Various cars are sold.
- B. Las colonias fueron establecidas hace 200 años.
The colonies were established 200 years ago.
- C. Mi secreto no fue revelado hasta ayer.
My secret was not revealed until yesterday.
- D. Todos ellos fueron interrogados.
All of them were interrogated.
- E. La pizza fue cocida en el horno.
The pizza was cooked in the oven.

F. Nuestra casa fue construida en 1999.

Our house was built in 1999.

40. What has been the most difficult aspect of grammar to learn in this booklet? Explain why and how you made sense of it. How could you become more confident with this aspect of Spanish grammar?



XII. Nivel expert - Expert Level

80 credits per question

<https://www.spanishdict.com/guide/past-perfect-forms-and-uses>

Do some research
on the pluperfect.
Follow the link
below.

The Pluperfect Tense

21. Write a step-by-step explanation of how the pluperfect tense is formed.

Take the verb *haber* and conjugate it in the imperfect tense.
Use a past participle.

22. Write out the full conjugation of the verb *haber* in the imperfect tense.

<i>haber</i> = to have			
<i>yo</i>	había	<i>nosotros</i>	habíamos
<i>tú</i>	habías	<i>vosotros</i>	habíais
<i>Él/ella</i>	había	<i>Ellos/ellas</i>	habían

23. Circle the past participles.

A	viajaba	viajó	viajará	viajado
B	decidir	decidido	decide	decidiría
C	dar	dio	dado	daré
D	casarse	casaba	casado	Se casó
E	hago	hacer	hizo	hecho
F	oír	oído	oyó	oiga
G	cambiado	cambiaría	cambió	cambiando
H	murió	muerto	muere	morirá

24. Complete the quiz on the pluperfect tense. Follow the link below.

<https://www.spanishdict.com/guide/past-perfect-forms-and-uses>

25. Translate these sentences that contain the pluperfect tense.

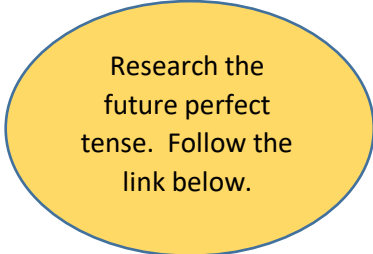
- A. Ella había comido antes de ir al cine.
She had eaten before going to the cinema.
- B. Había visto ya la película.
I/he/she had already seen the film.
- C. Yo había cerrado la puerta.
I had closed the door.
- D. Isabel y Elena habían ahorrado mucho dinero para ir de vacaciones.
Isabel and Elena had saved a lot of money to go on holiday.
- E. Paco no le había dado la tarjeta a su amigo.
Paco had not given the card to his friend.
- F. Nos habíamos sentado cuando el tren salió.
We had sat down when the train departed.

26. Write 7 sentences of your own in the pluperfect tense.

The Future Perfect

<https://www.spanishdict.com/guide/spanish-future-perfect-indicative>

27. Fill in the gaps.



The future perfect is used to say what will have **happened** before another event or by a certain time in the future. To form the **future perfect tense** you need the **future** tense of *haber* and a **past participle**.

28. Complete the table with the full conjugation of *haber* in the future tense.

<i>haber</i> = to have			
<i>yo</i>	habré	<i>nosotros</i>	habremos
<i>tú</i>	habrás	<i>vosotros</i>	habréis
<i>él/ella</i>	habrá	<i>ellos/ellas</i>	habrán

29. Write an explanation of how to form the future perfect tense.

The verb *haber* in the future tense + past participle.

30. Translate these sentences.

- A. Habremos vuelto de Argentina para el doce de marzo.
We will have come back from Argentina by the 12th March.
- B. José le habrá dado el regalo.
José will have given him the gift.
- C. Cuando llegues ya habré salido.
When you arrive I will already have gone out.
- D. Yo habré terminado mi trabajo para diciembre.
I will have finished my work by December.
- E. No habremos aprendido nada.
We will have learnt nothing.
- F. El juego habrá terminado cuando llegues.
The game will have finished when you arrive.
- G. No habrás terminado tus deberes para mañana.
You will not have finished your homework by morning.

Cover the originals and translate the sentences back into **Spanish**.

c) _____

d) _____

- h) _____
i) _____
j) _____
k) _____

Conditional Perfect

<https://www.spanishdict.com/guide/conditional-perfect-forms-and-uses>

Research the conditional perfect tense. Follow the link below.

31. In your own words, explain:

- c) How the conditional perfect is formed.
d) How it is different to the future perfect tense.

a) The conditional perfect is formed by taking 'haber' conjugated in the conditional tense and adding a past participle.

b) The future perfect is used to talk about what will have happened. The conditional perfect is used to talk about what would have happened.

32. Change these sentences into the conditional perfect tense.

A. Habremos vuelto de Argentina para el doce de marzo.

Habríamos vuelto de Argentina para el doce de marzo.

B. José le habrá dado el regalo.

José le habría dado el regalo.

C. Cuando llegues ya habré salido.

Cuando llegues ya habría salido.

D. Yo habré terminado mi trabajo para diciembre.

Yo habría terminado mi trabajo para diciembre.

E. No habremos aprendido nada.

No habríamos aprendido nada.

F. El juego habrá terminado cuando llegues.

El juego habría terminado cuando llegues.

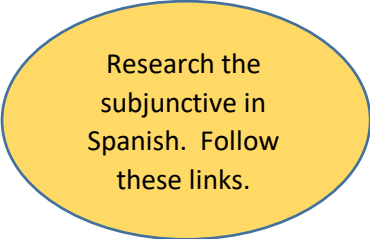
G. No habrás terminado tus deberes para mañana.

No habrías terminado tus deberes para mañana.

The Subjunctive Mood

<https://www.thoughtco.com/when-to-use-the-subjunctive-mood-3079851>

<https://www.lawlessspanish.com/grammar/verb/subjunctive-uc.html>



Research the subjunctive in Spanish. Follow these links.

33. Fill in the gaps.

The subjunctive is a **mood** of the verb not a **tense**. It is used to convey the speaker's attitude to the action described. It is used when statements are not to be taken as pure fact, but more as a matter of judgement or attitude. The **subjunctive mood** is nearly always used in a subordinate clause, i.e. the second part of a **sentence** introduced by *que*.

34. Look up the expressions below that are followed by the subjunctive mood.

Conjunctions	Meaning in English
a condición de que	on the condition that
a menos que	unless
antes (de) que	before
con tal (de) que	provided that
en caso de que	in case
ojalá que	hopefully
para que	so that
por miedo de que	for fear that
siempre que	provided that
sin que	without
Conjunctions of time	English meaning
así que	As soon as
cuando	when
después de que	after
en cuanto	as soon as
hasta que	until
Conjunctions of uncertainty	English meaning
aunque	although
como	how
de manera que/ de modo que	So that
quizás	perhaps

35. Look up these verbs in the subjunctive tense. Learn them and ensure you know what they mean.

	<i>ser</i>	<i>estar</i>	<i>poder</i>	<i>tener</i>	<i>hacer</i>	<i>decir</i>
<i>yo</i>	sea	esté	pueda	tenga	haga	diga
<i>tu</i>	seas	estés	puedas	tengas	hagas	digas
<i>el/ella</i>	sea	esté	pueda	tenga	haga	diga
<i>nosotros</i>	seamos	estemos	podamos	tengamos	hagamos	digamos
<i>vosotros</i>	seáis	estéis	podáis	tengáis	hagáis	digáis
<i>ellos/ellas</i>	sean	estén	puedan	tengan	hagan	digan

	<i>ir</i>	<i>ver</i>	<i>dar</i>	<i>saber</i>	<i>querer</i>
<i>yo</i>	vaya	vea	dé	sepa	quiera
<i>tu</i>	vayas	veas	des	sepas	quieras
<i>el/ella</i>	vaya	vea	dé	sepa	quiera
<i>nosotros</i>	vayamos	veamos	demos	sepamos	queramos
<i>vosotros</i>	vayáis	veáis	deis	sepáis	queráis
<i>ellos/ellas</i>	vayan	vean	den	sepan	quieran

Cover the completed table and write the full conjugations of the verbs from memory in the table below.

	<i>ser</i>	<i>estar</i>	<i>poder</i>	<i>tener</i>	<i>hacer</i>	<i>decir</i>
<i>yo</i>						
<i>tu</i>						
<i>el/ella</i>						
<i>nosotros</i>						
<i>vosotros</i>						
<i>ellos/ellas</i>						

	<i>ir</i>	<i>ver</i>	<i>dar</i>	<i>saber</i>	<i>querer</i>
<i>yo</i>					
<i>tu</i>					
<i>el/ella</i>					
<i>nosotros</i>					
<i>vosotros</i>					
<i>ellos/ellas</i>					

36. Put a cross next to each of the **five** sentences that contain the subjunctive. In the right-hand column explain why the sentence contains the subjunctive mood.

X	A Tengo miedo que me estén mirando.	Expression of emotion
	B Es cierto que ella viene.	
X	C Quiero que vengas aquí.	Expression of desire
X	D Cuando llegue vamos a cenar.	Uncertainty
X	E No es cierto que ella salga.	Uncertainty
	F Debemos llamar mi abuela.	
X	G Dudo que tengas el gripe.	Uncertainty
	H No tengo ganas de ir al cine esta noche.	

37. Write **10** sentences using the subjunctive mood. Try to write sentences on the topic(s) you are currently studying.

The Imperative

<https://www.spanishdict.com/guide/spanish-imperative-mood>

Research the imperative in Spanish. Follow the link.

38. Fill in the gaps.

The imperative is used to give **commands**; these can either be affirmative or **negative**.

To form affirmative commands with regular verbs use the second person **singular** form of the verb but without the final **-s**.

For the *vosotros* form, remove the final **-r** from the end of the **infinitive** and replace it with **-d**.

For *Usted* and *ustedes* use the **third** person of the present **tense**.

To form negative commands with regular verbs always use the negative word plus the present **subjunctive**.

39. Write these verbs in the imperative.

	<i>Comer</i>	<i>Escuchar</i>	<i>Hablar</i>	<i>Escribir</i>
<i>tú</i>	<i>¡come!</i>	<i>¡escucha!</i>	<i>¡habla!</i>	<i>¡escribe!</i>
<i>vosotros</i>	<i>¡comed!</i>	<i>¡escuchad!</i>	<i>¡hablad!</i>	<i>¡escribid!</i>
<i>usted</i>	<i>¡coma!</i>	<i>¡escuche!</i>	<i>¡hable!</i>	<i>¡escriba!</i>
<i>ustedes</i>	<i>¡coman!</i>	<i>¡escuchen!</i>	<i>¡hablemos!</i>	<i>¡escriban!</i>

40. Make these commands negative

41. ¡Habla español!

¡No hables español!

42. ¡Come la comida rápida!

¡No comas la comida rápida!

43. ¡Escucha!

¡No escuches!


44. ¡Ven aquí!

¡No vengas!

45. ¡Dime la verdad!

¡No me digas la verdad!





Commissioned by The PiXL Club Ltd.

This resource is strictly for the use of member schools for as long as they remain members of The PiXL Club. It may not be copied, sold, or transferred to a third party or used by the school after membership ceases. Until such time it may be freely used within the member school.

All opinions and contributions are those of the authors. The contents of this resource are not connected with, or endorsed by, any other company, organisation or institution.

PiXL Club Ltd endeavour to trace and contact copyright owners. If there are any inadvertent omissions or errors in the acknowledgements or usage, this is unintended and PiXL will remedy these on written notification.