

# PiXL Independence:

## MFL - Student Booklet

### KS4

## French

### Contents:

- I. Beginner Level – 20 credits per question
- II. Advanced Beginner Level – 30 credits per question
- III. Intermediate Level – 40 credits per question
- IV. Proficient Level – 60 credits per question
- V. Advanced Level – 70 credits each
- VI. Expert Level – 80 credits each

I. Beginner Level. Niveau – Débutant

20 credits per question.



1. Write the 3 forms of the definite article in the table below.

masc. singular	fem. singular	masc. & fem. plural
the	the	the

2. What happens to the definite article when a singular noun starts with a vowel or a silent h?

---

---

---

3. Give 5 examples of singular masculine nouns using the correct definite article.

Definite article	Noun	English meaning

4. Give 5 examples of singular feminine nouns using the correct definite article.

Definite article	Noun	English meaning

5. Give 5 examples of plural nouns using the correct definite article.

Definite article	Noun	English meaning

<https://www.thoughtco.com/introduction-to-french-articles-1368810>

6. Give 5 examples of singular nouns beginning with a vowel or a silent h using the correct definite article.

Definite article	Noun	English meaning

7. Write the 4 forms of the indefinite article in the table below.

masc. singular	fem. singular	masc.& fem. plural	after a negative
a/an	a/an	some	a/an/any

8. In a negative construction, what does *de* become when it is in front of a word beginning with a vowel or a silent h?

---



---

9. Give an example where the indefinite article is not used in French but it is in English.

---

---

10. Write the 4 forms of the partitive article in the table below.

masc.	fem.	before words beginning with a vowel or a silent h	plural
some/any	some/any	some/any	some/any

11. What are the partitive articles replaced by after a negative?

---

---

12. Translate the following sentences:

- a) I would like some coffee
- b) I do jogging
- c) I drink lemonade
- d) I eat chips
- e) Do you have some bread?
- f) I don't do sport

13. Read the following statements about adjectives. Which are true and which are false?  
Write T or F at the end of each sentence.

- a) The endings of French adjectives change depending on the gender of the noun they are describing and depending on whether the noun is singular or plural.
- b) The endings of French adjectives never change.
- c) The masculine singular form doesn't change.
- d) To make a singular adjective feminine you **usually** add an e.
- e) Add an s to the masculine singular form to make it plural.
- f) Add an s to the feminine singular form to make it plural.
- g) There are some exceptions in the plural forms.
- h) There are no exceptions in the feminine forms.
- i) There are many exceptions in the feminine forms of adjectives.
- j) Some adjectives **never** change.
- k) French adjectives behave in the same way as English adjectives.
- l) Most adjectives come after the noun they describe.
- m) Some adjectives come before the noun they describe.
- n) Adjectives of nationality do not need a capital letter but change according to gender.

**Check out the  
websites listed if  
you need some  
help.**



<http://www.frenchlearner.com/adjectives/>

<http://www.bbc.co.uk/bitesize/standard/french/grammar/adjectives/revision/1/>

<https://www.thoughtco.com/introduction-to-french-adjectives-1368789>

14. Translate the following sentences.

- a) The black pen \_\_\_\_\_
- b) The long rulers \_\_\_\_\_
- c) The pretty girl \_\_\_\_\_
- d) The red cars \_\_\_\_\_
- e) The yellow pencils \_\_\_\_\_
- f) He is hardworking \_\_\_\_\_
- g) She is hardworking \_\_\_\_\_
- h) The lazy man \_\_\_\_\_
- i) The lazy girl \_\_\_\_\_
- j) The funny woman \_\_\_\_\_
- k) The funny man \_\_\_\_\_
- l) The talkative lady \_\_\_\_\_
- m) A new dress \_\_\_\_\_
- n) Some new shoes \_\_\_\_\_
- o) A new bike \_\_\_\_\_
- p) I have a white eraser \_\_\_\_\_
- q) A cold drink \_\_\_\_\_
- r) He is sporty \_\_\_\_\_
- s) She is sporty \_\_\_\_\_
- t) She is nice \_\_\_\_\_
- u) He is nice \_\_\_\_\_
- v) She is understanding \_\_\_\_\_
- w) A beautiful town \_\_\_\_\_
- x) An intelligent teacher \_\_\_\_\_
- y) A large pretty town \_\_\_\_\_
- z) A small shy boy \_\_\_\_\_

Make a list here of the adjectives which go in front of the noun.

15. Translate these sentences which contain special masculine forms of the adjective which go in front of nouns beginning with a vowel or a silent h.

Un vieil homme

---

Un nouvel appartement

---

Un bel acteur

---

16. Go to these websites and do some revision on comparative and superlative adjectives and adverbs. Once you feel confident translate the following sentences. (Remember adjectival agreement).

<https://www.talkin french.com/french-comparatives-and-superlatives/>

<https://www.thoughtco.com/french-comparative-and-superlative-adverbs-1368803>

## Comparatives

a) Céline est plus grande que Pauline.

---

b) Paul is smaller than Philip.

---

c) Les voitures sont plus vites que les vélos.

---

d) My apartment is more expensive than your house.

---

e) Mon sac est moins cher que ton sac.

---

f) My pencil case is cheaper than your pen.

---

g) Le café est aussi cher que le restaurant.

---

h) London is as expensive as Paris.

---

i) Ce stylo est meilleur que l'autre.

---

j) This programme is better than the other one.

---

k) Le prof de maths est pire que le prof d'anglais.

---

l) The geography teacher is worse than the history teacher.

---



## Superlatives

a) La chambre est la plus petite.

---

b) He is the most handsome.

---

c) Il est le prof le moins intéressant.

---

d) She is the least intelligent teacher.

---

e) Ce film est le pire.

---

f) This book is the worst.

---

g) Mon chien est le meilleur.

---

h) She is the best.

---

## Possessive adjectives

Go to the following website and revise possessive adjectives. Then do question 17.

<https://www.thoughtco.com/french-possessive-adjectives-1368798>

17. Fill in the table below with the correct possessive adjective and then translate the following sentences.

	my	your	his/her/its	our	your	their
masculine singular						
feminine singular						
masculine and feminine plural						

a) My father is strict.

---

b) My mother is kind.

---

c) Your brother is handsome. (informal)

---

d) Your sister is intelligent.

---

e) His pen is black.

---

f) Her pen is red.

---

g) His table is big.

---

h) Her table is small.

---

i) Her sweets are expensive.

---

j) His pencils are blue.

---

k) My friends are funny.

---

l) Your clothes are black. (informal)

---

m) His parents are talkative.

---

n) Her hair is blond.

---

o) Our dog is brown.

---

p) Our house is old.

---

q) Our cats are white.

---

r) Your house is beautiful. (formal)

---

s) Your friends are sporty. (formal)

---

t) Their car is dirty.

---

u) Their garden is green.

---

v) Their shoes are clean.

---

### Interrogative adjectives

18. Write the correct interrogative adjective in the grid below.  
Then fill in the gaps below.

masculine singular	feminine singular	masculine plural	feminine plural

- a) ..... est ton animal préféré?
- b) ..... est ta matière préférée?
- c) ..... heure est-il?
- d) ..... couleurs aimes-tu?
- e) ..... livres avez-vous?

Go to the websites below if you need help with interrogative adjectives and pronouns.

<https://www.thoughtco.com/french-interrogative-adjectives-1368795>

<https://www.thoughtco.com/french-interrogative-adjectives-1368795>

19. Translate the subject pronouns below.

Singular subject pronouns	Plural subject pronouns	
je	nous	
tu	vous	
il	ils	
elle	elles	
on		

20.

a) When do you shorten *je* to *j'*?

---

b) When do you use *tu*?

---

c) When would you use *vous*?

---

d) How do you say **it**, in French?

---

e) What are the meanings of *on*?

---

f) Explain when you would use *ils* and when you would use *elles*.

---

---

# Félicitations

## II. Advanced Beginner Level - Débutant Avancé

*30 credits per question*

**Direct object pronouns**

**Do some revision  
on direct object  
pronouns. Follow  
the link below.**

<http://www.bbc.co.uk/schools/gcsebitesize/french/grammar/pronounsf/directobjectpronouns/rev1.shtml>

1. Complete the box below with the correct direct object pronouns.

singular	plural

2. Replace the nouns with correct direct object pronouns (remember direct object pronouns come in front of the verb).

a) Je prends le livre \_\_\_\_\_

b) J'adore ma mère \_\_\_\_\_

c) Je mange les frites \_\_\_\_\_

d) Je fais mes devoirs \_\_\_\_\_

### Indirect object pronouns

<https://www.thoughtco.com/french-indirect-objects-1368865>

3. Complete the table with the indirect pronouns *me, te, lui, nous, vous, leur* and their meanings.

singular	plural

Do some revision on indirect object pronouns. Follow the link below.

--	--

4. Translate the following sentences.

a) I give him some sweets \_\_\_\_\_

b) I speak to him \_\_\_\_\_

c) I telephone them \_\_\_\_\_

d) I write to her \_\_\_\_\_

**Y and en**

<http://www.bbc.co.uk/schools/gcsebitesize/french/grammar/pronounsh/pronounsyandenrev1.shtml>

5. Go to this website and complete the exercises on y and en.

<https://français.lingolia.com/en/grammar/pronouns/adverbial-pronouns/exercises>

6. In your own words, write what you have learned about when to use y and en.

--

7. Look at the order in which object pronouns go. When two object pronouns are used in the same sentence, they must appear in this sequence. Learn the sequence.

me	<i>before</i>	le	<i>before</i>	lui	<i>before</i>	y	<i>before</i>	en
te		la		leur				
se		les						
nous								
vous								

8. Cover up the grid above and re-write it from memory.

	<i>before</i>		<i>before</i>		<i>before</i>		<i>before</i>	
--	---------------	--	---------------	--	---------------	--	---------------	--

Translate the following sentences.

9. He gives them to us. \_\_\_\_\_

10. I talk to them about it. \_\_\_\_\_

11. We met them there. \_\_\_\_\_

12. I write it to him / her. \_\_\_\_\_

13. Translate the following emphatic pronouns:

moi	
toi	
lui	
elle	
nous	
vous	
eux	
elles	



<https://www.thoughtco.com/french-stressed-pronouns-1368932>

14. Which of the following statements are true and which are false? Write T or F next to each sentence.

- a) Emphatic pronouns are also known as disjunctive pronouns.
- b) Emphatic pronouns can be used instead of subject pronouns.



- c) Don't use emphatic pronouns if you want to add emphasis to nouns and pronouns.
- d) Use emphatic pronouns after a preposition.
- e) Never use emphatic pronouns after *c'est*.
- f) Use emphatic pronouns after a comparative.
- g) Use emphatic pronouns with *à* to express possession.
- h) You can't use emphatic pronouns to ask and answer questions.
- i) Use emphatic pronouns **with emphatic words like *aussi, non plus, seul, and surtout***.

15. Correct any false statements.

16. Give six examples of ways in which emphatic pronouns are used:

---

---

---

---

---

---

---

---

---

---

### 17. Possessive pronouns

Do some revision on possessive pronouns. Look at the website below.

<https://www.thoughtco.com/french-possessive-pronouns-1368931>

18. Learn the meanings and spellings of these possessive pronouns.

<i>English</i>	masc singular	fem singular	masc plural	fem plural
<i>mine</i>	le mien	la mienne	les miens	les miennes
<i>yours</i>	le tien	la tienne	les tiens	les tiennes
<i>his, hers</i>	le sien	la sienne	les siens	les siennes
<i>ours</i>	le nôtre	la nôtre	les nôtres	les nôtres
<i>yours</i>	le vôtre	la vôtre	les vôtres	les vôtres
<i>theirs</i>	le leur	la leur	les leurs	les leurs

19. Cover the table above and re-write the words correctly in the table below.

<i>English</i>	masc singular	fem singular	masc plural	fem plural

<i>mine</i>				
<i>yours</i>				
<i>his, hers</i>				
<i>ours</i>				
<i>yours</i>				
<i>theirs</i>				

20. Follow the link to this website and complete the questions on possessive pronouns.

<https://www.tolearnfrench.com/exercises/exercise-french-2/exercise-french-17294.php>

# Félicitations

## III. Intermediate Level - Niveau Intermédiaire

*40 credits per question*

### Relative pronouns


*qui, que and dont*

Do some research on the relative pronouns. Follow the link below.

1. Revise relative pronouns and complete the test on *qui*, *que* and *dont*, on BBC bitesize.

<http://www.bbc.co.uk/education/guides/zqx2mp3/revision>

2. In your own words explain when to use *qui*, *que*, *qu'* and *dont*.



### Demonstrative pronouns

3. Translate the following demonstrative pronouns. (Some have more than one meaning.)

*Ce* \_\_\_\_\_

*Cela* \_\_\_\_\_

*Ça* \_\_\_\_\_

*celui-ci* \_\_\_\_\_

*celui-là* \_\_\_\_\_

*celle-ci* \_\_\_\_\_

*celle-là* \_\_\_\_\_

*ceux-ci* \_\_\_\_\_

*ceux-là* \_\_\_\_\_

*celles-ci* \_\_\_\_\_

*celles-là* \_\_\_\_\_

Do some research on the demonstrative pronouns and adjectives. Follow the link below.

<https://www.thoughtco.com/french-demonstrative-pronouns-1368928>

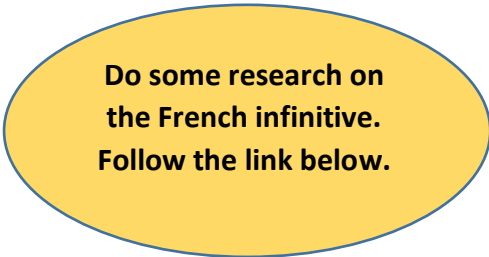
### Demonstrative adjectives

4. Complete the table.

English	Masculine	Masc. before vowel	Feminine
this, that			
these, those			

5. Write a sentence including each of the demonstrative adjectives.

### The Infinitive



<https://www.thoughtco.com/french-infinitive-linfinitif-1368866>

6. In your own words, describe what the infinitive form is.

---

---

---

---

7. Draw up a list of French verbs which can be followed directly by an infinitive.

8. Which of the following statements are true and which are false? Write T or F next to each statement.

- a) Verbs expressing liking and disliking are followed by the infinitive.
- b) Verbs expressing preferring are not followed by the infinitive.
- c) An infinitive does not follow *il faut*.
- d) You never find the infinitive form in the dictionary.
- e) When two verbs follow each other in a sentence, the second verb is always in the infinitive.
- f) The infinitive is used after *avant de*.
- g) Modal verbs are never followed by the infinitive.
- h) Verbs expressing future intentions or wish are followed by the infinitive.

Correct the false sentences.

9. Draw up a list of verbs which need *à* between them and the infinitive.

Draw up a list of verbs which need *de* between them and the infinitive.

**Look at the website.  
Do some research on  
the French causative.**

<https://www.thoughtco.com/french-causative-le-causatif-1368818>

10. Translate the following sentences.

- a) Il fait réparer sa maison.
- b) Elle fait laver la voiture.
- c) Je fais construire un gîte.
- d) Ils font faire un gâteau.

### **The Perfect Infinitive**

11. Translate the following sentences.

- a) Après avoir mangé, j'ai fait mes devoirs.
- b) Après être arrivé, j'ai regardé la télé.
- c) Après avoir fait mes études, j'ai joué au foot avec mes amis.
- d) Après être rentrée chez-moi, je lui ai téléphoné.

### **The Present Tense**

**Do some revision of  
present tense *er* verbs  
by following the link  
below.**

[http://www.french-linguistics.co.uk/grammar/presenttense\\_er.shtml](http://www.french-linguistics.co.uk/grammar/presenttense_er.shtml)



12. Highlight the statements that are true.

- a) You use the present tense to describe what is taking place now.
- b) You use the present tense to describe what will happen in the distant future.
- c) You use the present tense to describe something that happened yesterday.
- d) You use the present tense to describe something that happens regularly.
- e) Present tense verb endings change depending on who is doing the verb/action.

13. Fill in the gaps below to form a correct description about how to formulate the present tense of regular **er** verbs.

Take the \_\_\_\_ form of an **er** verb. Remove the \_\_\_\_ from the infinitive to form the \_\_\_\_\_. Then \_\_\_\_\_ the following endings.

List the endings.

- je* \_\_\_\_\_
- tu* \_\_\_\_\_
- il* \_\_\_\_\_
- elle* \_\_\_\_\_
- on* \_\_\_\_\_
- nous* \_\_\_\_\_
- vous* \_\_\_\_\_
- ils* \_\_\_\_\_
- elles* \_\_\_\_\_

14. Follow the link below. Revise present tense endings and do the gap fill exercises and the listening exercises.

<https://www.laits.utexas.edu/tex/gr/ver1.html>

List as many regular *er* verbs as you can in the box below.

Regular *ir* verbs

Do some revision of present tense *ir* verbs by following the link below.

<https://www.thoughtco.com/french-regular-ir-verbs-1368870>

15. Fill in the gaps below to form a correct description about how to formulate the present tense of regular *ir* verbs.

Take the \_\_\_\_\_ form of an *ir* verb. Remove the \_\_\_\_\_ from the infinitive to form the \_\_\_\_\_. Then \_\_\_\_\_ the following endings.

List the endings.

*je* \_\_\_\_\_

*tu* \_\_\_\_\_

*il* \_\_\_\_\_

*elle* \_\_\_\_\_

*on* \_\_\_\_\_

*nous* \_\_\_\_\_

*vous* \_\_\_\_\_

*ils* \_\_\_\_\_

*elles* \_\_\_\_\_

16. Go to the website below. Learn about regular *ir* verbs and complete the gap fill and the listening activities.

<https://www.laits.utexas.edu/tex/gr/vir1.html>

17. List the most common regular *ir* verbs in the box below.

18. Fill in the gaps below to form a correct description about how to formulate the present tense of regular *re* verbs.

Take the \_\_\_\_\_ form of an *re* verb. Remove the \_\_\_\_\_ from the infinitive to form the \_\_\_\_\_. Then \_\_\_\_\_ the following endings.

List the endings

*je* \_\_\_\_\_  
*tu* \_\_\_\_\_  
*il* \_\_\_\_\_  
*elle* \_\_\_\_\_  
*on* \_\_\_\_\_  
*nous* \_\_\_\_\_  
*vous* \_\_\_\_\_  
*ils* \_\_\_\_\_  
*elles* \_\_\_\_\_

19. Go to the website below. Learn about regular *re* verbs and complete the gap fill and the listening activities.

<https://www.laits.utexas.edu/tex/gr/vre1.html>

20. List the most common regular *re* verbs in the box below.



# Félicitations

## IV. Proficient Level - Niveau Compétent

60 credits per question

Do some research on  
the irregular verbs.  
Follow the link below.

### Irregular verbs

[http://french-linguistics.co.uk/grammar/irregular\\_verbs\\_common.shtml](http://french-linguistics.co.uk/grammar/irregular_verbs_common.shtml)

1. What are irregular verbs?

---

---

---

---

---

---

---

2. Learn the present tense forms of these very common irregular verbs. Write them below from memory.

<i>avoir</i>	<i>être</i>	<i>aller</i>	<i>faire</i>
--------------	-------------	--------------	--------------

--	--	--	--

<https://www.thoughtco.com/french-modal-verbs-1368849>



3. What are modal verbs?

---



---



---



---



---



---

4. Learn the present tense forms of *pouvoir*, *vouloir* and *savoir*. Write them below, from memory.

<i>pouvoir</i>	<i>vouloir</i>	<i>savoir</i>	<i>devoir</i>
----------------	----------------	---------------	---------------

--	--	--	--

5. Go to the website below and answer the questions on modal verbs.

<https://www.laits.utexas.edu/tex/gr/vm1.html>

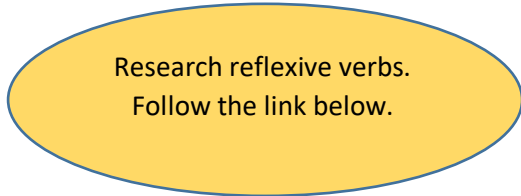
6. List other common irregular verbs in the box below with their meaning.

French	English



--	--

g) Reflexive verbs



<http://www.bbc.co.uk/schools/gcsebitesize/french/grammar/verbsf/reflexiverev1.shtml>

h) List the reflexive pronouns.

Singular	Plural

i) What happens to *me, te and se* when they appear in front of a vowel or a silent *h*?

---

---

---

j) Make a list of the most common reflexive verbs here.

French	English


k) Write a description of your daily routine on a school day. Use as many reflexive verbs as you can.

---

---

---

---

---

---

---

---

---

---

---

---

---

---

---

---

---

---

---

---

---

---

---

---

**Research perfect tense. Follow the link below.**

[http://french-linguistics.co.uk/grammar/perfect\\_tense\\_formation.shtml](http://french-linguistics.co.uk/grammar/perfect_tense_formation.shtml)

<http://www.bbc.co.uk/schools/gcsebitesize/french/grammar/verbsf/perftenseetrerev3.shtml>

**The Perfect Tense.**

l) When do you use the perfect tense in French?

---

---

---

---

---

m)

a) Write from memory the 2 auxiliary verbs needed to form the perfect tense.

avoir

être

b) Complete the following sentences:

i) The past participle of *er* verbs ends in .....

ii) The past participle of regular *ir* verbs ends in .....

iii) The past participle of regular *re* verbs ends in .....

c) List some irregular past participles here:

n) Write a list of the verbs which use être to form the perfect tense.

--	--


o) How will you remember these verbs?

---

---

---

---

---

---

---

---

---

---

p) Apart from the verbs listed above, what other verbs always use être in the perfect tense?

---

q) Correct the following past tense sentences. Deliberate mistakes have been made for you to correct.

- a) Le weekend prochain j'ai joué au badminton au centre sportif.
- b) L'année dernière nous avons allés en France. On a pris l'avion.
- c) Hier, elle est allée à la piscine avec ses amis mais elle n'a pas fait de natation.
- d) Il a mangé trop de pizza ce soir.
- e) Elles ont arrivé au collège en retard.
- f) Je suis levé à six heures ce matin.
- g) Nous sommes restés dans un hôtel cinq étoiles.

r) Translate the following sentences into French.

- a) Last year I went to Italy with my family. We travelled by plane and by train.
- b) Yesterday I went to the cinema with my friends. We watched a science fiction-film and we ate a lot of popcorn.
- c) He went to town last weekend and bought a tee-shirt and some trainers.
- d) She got up at eight o'clock and got washed; then she got dressed and ate her breakfast.
- e) You arrived at school late last Friday.
- f) We did volunteer work last night. We distributed food parcels and sleeping bags to homeless people.
- g) Last Christmas we ate too much and we drank too much but we had fun.

s)

- a) Write a detailed paragraph describing what you did last Friday. Try to include as much detail as you can about what you did and where you went.

---

---

---

---

---

---

---

---

---

---

---

---

---

---

---

---

---

---

---

---

---

---

---

---

b) Change your paragraph into the third person.

---

---

---

---

---

---

---

---

---

---

---

---

---

---

---

---

---

---

---


---

---

---

---

t) Create a step by step flow chart which explains how to formulate the perfect tense in French.



# Félicitations

## V. Advanced Level - Niveau Avancé

70 credits per question

Do some research on the imperfect tense. Follow the link below.

### The Imperfect Tense

<http://www.bbc.co.uk/schools/gcsebitesize/french/grammar/verbsh/imperfecthirev1.shtml>

<https://www.thoughtco.com/imperfect-french-past-tense-1368859>

1. List 7 instances when you need to use the imperfect tense.

i) \_\_\_\_\_

ii) \_\_\_\_\_

iii) \_\_\_\_\_

iv) \_\_\_\_\_

v) \_\_\_\_\_

vi) \_\_\_\_\_

vii) \_\_\_\_\_

2. Fill in the gaps.

To formulate the imperfect tense, take the \_\_\_\_\_ form of the verb in the \_\_\_\_\_ tense. Remove the \_\_\_\_\_ to form the imperfect stem and then add the following endings:

je \_\_\_\_\_

tu \_\_\_\_\_

il/elle/on \_\_\_\_\_

nous \_\_\_\_\_

vous \_\_\_\_\_

ils/elles \_\_\_\_\_

3. Which verb is the only exception? Explain why?

---

---

---

---

<http://www.frenchlearner.com/verbs/imperfect-tense/>



Go to this website.

4. Translate the fifteen sentences from English into French which are listed on this website. Don't look at the answers until you've written them yourself. Write them below.

---

---

---

---

---

---

---

---

---

---

---

---

---

---

---



---

---

---

---

---

---

---

---

---

---

5. Do some research on the pluperfect tense. How would you explain this tense to a Year 9 pupil? When to use it and how to form it?

<https://www.thoughtco.com/french-past-perfect-1368900>

<https://grammar.collinsdictionary.com/french-easy-learning/the-imperfect-tense>





f) Je suis arrivé trop tôt. \_\_\_\_\_

g) Elle est allée à la bibliothèque. \_\_\_\_\_

<http://www.bbc.co.uk/schools/gcsebitesize/french/grammar/verbsh/futuretensehirev1.shtml>

6. Explain the difference between the immediate future tense and future tense.

---

---

---

---

---

---

---

7. Explain how to formulate the immediate future tense.

---

---

---

---

---

---

---

8. Explain how to formulate the future tense.

---

---

---

---

---

---

---

9. Translate this future tense paragraph.

L'année prochaine j'irai en Inde où je ferai du travail bénévole. Je vais faire du bénévolat pour faire partie de ceux et celles qui travaillent pour améliorer les choses dans le monde. Je distribuerai des vêtements, des sacs de couchage et de la nourriture aux SDF. À l'avenir j'ai l'intention de travailler pour une organisation caritative pour faire une différence, donc je dois réussir à mes examens. Je vais étudier énormément afin que je puisse réaliser mes rêves. Désormais, je suivrai toujours les conseils de mon père qui dit ;

« Ne reporte jamais au lendemain ce que tu peux faire le jour même ! »

Je vais faire mes études chaque jour et je ne gaspillerai pas de temps. Mes professeurs m'aideront à préparer mes examens et je travaillerai dur et je réussirai.

---

---

---

---

---

---

---

---

---

---

---

---

---

---

---

---

---

---

---

---

---

---

---

---

---

---

---

---

---

---

10. Using your English translation, translate the text back into French.

---

---

---

---

---

---

---

---

---

---

---

---

---

---

---

---

---

---

---

---

---

---

---

---

---

---

---

11. List 10 irregular future tense stems.

verb	future stem

### Conditional Tense



<http://www.bbc.co.uk/schools/gcsebitesize/french/grammar/verbsh/conditionalrev1.shtml>  
<http://www.frenchlearner.com/verbs/conditional-tense/>


12. Fill in the gaps

To formulate the conditional tense, take the \_\_\_\_\_ tense stem and add the conditional \_\_\_\_\_. These are exactly the same as the \_\_\_\_\_ endings.

13. Memorise the endings.

je .....ais
tu.....ais
il/elle/on.....ait
nous.....ions
vous.....iez
ils/elles.....aient

Cover them and re-write below.




14. Memorise these verbs which have irregular stems in future and conditional tense.

**Infinitive**

aller	<i>to go</i>
apercevoir	<i>to perceive/notice</i>
avoir	<i>to have</i>
devoir	<i>must/have to</i>
être	<i>to be</i>
faire	<i>to make/do</i>
savoir	<i>to know</i>
venir	<i>to come</i>
voir	<i>to see</i>
vouloir	<i>to want</i>


Cover them and re-write below.



Now learn the first person conditional form of these verbs.


j'irais  
j'apercevrais  
j'aurais  
je devrais  
je serais  
je ferais  
je saurais  
je viendrais  
je verrais  
je voudrais

15. Cover them and write the French and English below.





16. Write a paragraph describing your ideal weekend. Use as a variety of different verbs in the conditional tense. Don't forget that when writing in French you should use a range of verbs and structures to convey information but also to show off what you know.



17. Translate these sentences containing conditional forms of modal verbs.

a) On devrait utiliser le transport en commun afin de protéger l'environnement.

---

b) Je voudrais travailler avec des gens défavorisés et je voudrais aider les personnes âgées ou isolées.

---

c) Vous pourriez parrainer un enfant vulnérable.

---

d) Il faudrait démolir les logements insalubres.

---

e) Je pense qu'il vaudrait la peine de poser des questions.

---

18. Adapt and extend these sentences.

---

---

---

---

---

---

---

---

19. Create sentences using the conditional form of these modal verbs.

---

---

---

---

---

---

---

---

---

---

20. What has been the most difficult aspect of grammar to learn in this booklet? Explain why and how you made sense of it.

# Félicitations

## VI. Niveau Expert - Expert Level

80 credits per question

Do some research  
on the future  
perfect tense.

### The Future Perfect Tense

<https://www.thoughtco.com/french-future-perfect-1368852>

1. Fill in the gaps.

The future perfect is used to say what will have \_\_\_\_\_ before another event or by a certain time in the future. To form the \_\_\_\_\_ you need the \_\_\_\_\_ tense of \_\_\_\_\_ or \_\_\_\_\_ and a past participle. With verbs that take \_\_\_\_\_, the past participle must agree with the \_\_\_\_\_.

2. Learn the future tense of avoir and être. Write them below from memory.

<i>avoir</i>	<i>être</i>
--------------	-------------

--	--

3. Translate the following future perfect sentences.

a) J'aurai fini mes examens à 14h, mardi prochain.

---

b) À cette heure demain, ils seront partis.

---

c) Dans deux semaines, elle aura voyagé autour du monde et elle aura vu les sept merveilles du monde.

---

d) Il sera arrivé à onze heures.

---

e) Nous serons rentrées à la maison après une longue journée fatigante.

---

f) *On le regardera aussitôt qu'elles seront arrivées.*

---

g) *Nous aurons gagné la course à cette heure demain.*

---

4. Cover the originals and translate the sentences back into French.

---

---

---

---

---

---

---

---

---

---

5.

- a) Which one of the sentences below is incorrect? Explain why and correct it.
- b) Change affirmative sentences to negative and negative sentences to affirmative.
- c) Translate them.

Vous serez allés chez le dentiste à cinq heures.

---

Je n'aurai rien accompli.

---

Il aura perdu son argent de poche.

---

Elles auront retournée en été.

---

Nous n'aurons pas fini notre travail avant minuit.

---

Les enfants se seront déjà couchés quand leurs parents reviendront.

---

6. Make up 7 future perfect sentences of your own using a mixture of verbs that take avoir and être and both affirmative and negative sentences.

---

---

---

---

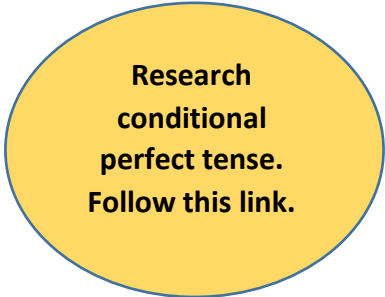
---

---

---

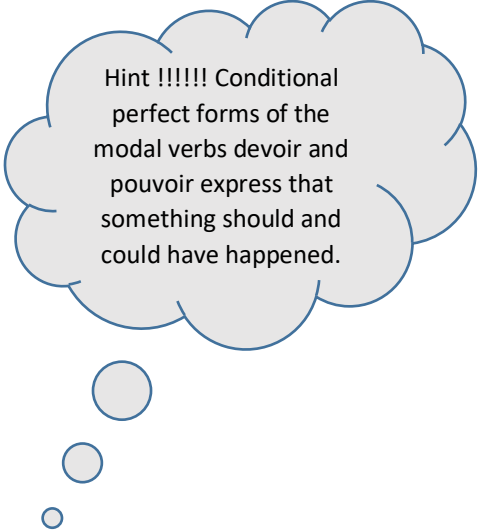
---

<https://www.thoughtco.com/past-conditional-french-1368825>



7. Translate the following conditional perfect sentences.

- a) Elle aurait fait ses devoirs mais elle était trop fatiguée.
- b) Nous aurions mangé au restaurant plus souvent mais c'était trop cher.
- c) Je serais allée en France si j'avais eu assez d'argent.
- d) Il aurait préféré écouter de la musique classique mais il n'avait pas eu le choix.
- e) Elles auraient dû partir avant six heures.
- f) Tu serais mort si tu avais pris l'avion.
- g) Il aurait pu devenir pilote.



---

---

---

---

---

---

---

---

8. Which sentences above contain another compound tense? Write them below and state which tense it is.

---

---

---

---

---

---

---

---

9. Write 5 sentences which contain both conditional perfect and pluperfect.

---

---

---

---

---

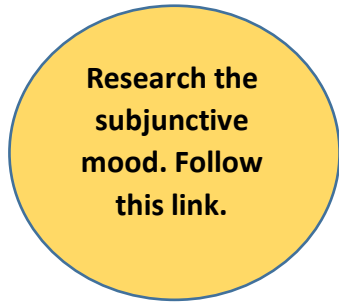
---

---

---

<https://www.thoughtco.com/french-subjunctive-rules-and-examples-1369323>

<https://www.frenchspanishonline.com/magazine/subjunctive-in-french-part-1/>



10. Fill in the gaps.

The subjunctive is a \_\_\_\_\_ of the verb, not a \_\_\_\_\_. It is used to convey the speaker's attitude to the action described. It is used when statements are not to be taken as pure fact, but more as a matter of judgement or attitude. The \_\_\_\_\_ is nearly always used in a subordinate clause, i.e. the second part of a \_\_\_\_\_ introduced by que.







For most regular verbs the \_\_\_\_\_ is formed with the - \_\_\_\_\_ tense of \_\_\_\_\_ / \_\_\_\_\_ minus the \_\_\_\_\_. You then add the following \_\_\_\_\_.

je.....e

tu.....es


il/elle/on.....e

nous.....ions

vous.....iez

ils/elles.....ent

14. Memorise these endings and rewrite below.



15. Learn these irregular forms of the subjunctive mood.

aller	avoir	être	faire	pouvoir	vouloir
J'aile	J'aie	je sois	je fasse	je puisse	je veuille
tu ailles	tu aies	tu sois	tu fasses	tu puisses	tu veuilles
il/elle/on aille	il/elle/on ait	il/elle/on soit	il/elle/on fasse	il/elle/on puisse	il/elle/on veuille
nous allions	nous ayons	nous soyons	nous fassions	nous puissions	nous voulions
vous alliez	vous ayez	vous soyez	vous fassiez	vous puissiez	vous vouliez
ils/elles aillent	ils/elles aient	il/elles soient	ils/elles fassent	ils/elles puissent	il/elle veuillent

savoir	falloir
je sache	
tu saches	
il/elle/on sache	il faille
nous sachions	
vous sachiez	
il/elle sachent	

Ensure you know what they mean.

16. Now write them below from memory.

aller	avoir	être	faire	pouvoir	vouloir
J'aile	J'aie	je sois	je fasse	je puisse	je veuille
tu ailles	tu aies	tu sois	tu fasses	tu puisses	tu veuilles
il/elle/on aille	il/elle/on ait	il/elle/on soit	il/elle/on fasse	il/elle/on puisse	il/elle/on veuille
nous allions	nous ayons	nous soyons	nous fassions	nous puissions	nous voulions
vous alliez	vous ayez	vous soyez	vous fassiez	vous puissiez	vous vouliez
ils/elles aillent	ils/elles aient	il/elles soient	ils/elles fassent	ils/elles puissent	il/elle veuillent

savoir	falloir
je sache	
tu saches	
il/elle/on sache	il faille
nous sachions	
vous sachiez	
il/elle sachent	

17. Go once again to this website.

<https://www.frenchspanishonline.com/magazine/subjunctive-in-french-part-1/>

Complete the subjunctive quiz.

18. Translate these sentences.

a) Je veux que vous fassiez la vaisselle.

---

b) Quoiqu'on doive avouer que le mariage est difficile, à mon avis c'est essentiel pour une société stable.

---

c) Avant qu'il ne soit trop tard, je vais arrêter de fumer.

---

d) Il faut que je sois honnête, je ne fais rien le week-end. À mon avis il faut se détendre de temps en temps.

---

e) Je fais un régime et je fais beaucoup d'exercice pour que je puisse être en forme.

---

f) Bien que les amis puissent partager les difficultés qu'on a, et ils comprennent les problèmes des ados, c'est ma famille qui est toujours là pour moi.

---

g) Je suis contente que tu sois mon ami.

---

h) J'ai honte qu'il prenne des drogues.

---

i) Il est important que je regarde cette émission.

---

j) Nous voulons que tu réussisses.

---

19.

i) Using your English translation, put these sentences back into French.

---

---

---

---

---

---

---

---

---

---

ii) Write 10 sentences using the subjunctive mood. Use it with the topics you are currently studying.

---

---

---

---

---

---

---

---

---

---

20.

- i) Write a step by step guide to help a year 9 student understand how to formulate the subjunctive mood.
- ii) What three questions would you ask your teacher about the elements of grammar you've learned today?
- iii) Write your own exam question and mark-scheme for this topic.

# Félicitations

## ANSWERS

### VII. Beginner Level. Niveau – Débutant

20 credits per question.

20. Write the 3 forms of the definite article in the table below.

masc. singular	fem. singular	masc. & fem. plural
le	la	les
the	the	the

Check out the websites listed at the bottom of this page if you need some help.

21. What happens to the definite article when a singular noun starts with a vowel or a silent h? *It changes to l'*

22. Give 5 examples of singular masculine nouns using the correct definite article.

Definite article	Noun	English meaning
le	stylo	the pen
le	garçon	the boy
le	livre	the book
le	stade	the stadium
le	magasin	the shop

23. Give 5 examples of singular feminine nouns using the correct definite article.

Definite article	Noun	English meaning
la	table	the table
la	filles	the girl
la	piscine	the swimming pool



la	règle	the ruler
la	ville	the town

24. Give 5 examples of plural nouns using the correct definite article.

Definite article	Noun	English meaning
les	crayons	the pencils
les	enfants	the children
les	films	the films
les	hommes	the men
les	femmes	the women

<https://www.thoughtco.com/introduction-to-french-articles-1368810>

25. Give 5 examples of singular nouns beginning with a vowel or a silent h using the correct definite article.

Definite article	Noun	English meaning
l'	hôtel	the hotel
l'	anorak	the anorak
l'	hôpital	the hospital
l'	église	the church
l'	animal	the animal

26. Write the 4 forms of the indefinite article in the table below.

masc. singular	fem. singular	masc.& fem. plural	after a negative
un	une	des	de
a/an	a/an	some	a/an/any

27. In a negative construction, what does *de* become when it is in front of a word beginning with a vowel or a silent h?

**d'**

28. Give an example where the indefinite article is not used in French but it is in English.

Il est dentiste. - He is a dentist.

29. Write the 4 forms of the partitive article in the table below.

masc.	fem.	before words beginning with a vowel or a silent h	plural
<b>du</b>	<b>de la</b>	<b>de l'</b>	<b>des</b>
some/any	some/any	some/any	some/any

30. What are the partitive articles replaced by after a negative?

**De/d'**

31. Translate the following sentences:

- A. I would like some coffee. **Je voudrais du café.**  
B. I do jogging. **Je fais du jogging.**  
C. I drink lemonade. **Je bois de la limonade.**  
D. I eat chips. **Je mange des frites.**  
E. Do you have some bread? **Avez-vous du pain?**  
F. I don't do sport. **Je ne fais pas de sport.**

32. Read the following statements about adjectives. Which are true and which are false? Write T or F at the end of each sentence.

- o) The endings of French adjectives change depending on the gender of the noun they are describing and depending on whether the noun is singular or plural. **T**
- p) The endings of French adjectives never change. **F**
- q) The masculine singular form doesn't change. **T**
- r) To make a singular adjective feminine you **usually** add an e. **T**
- s) Add an s to the masculine singular form to make it plural. **T**
- t) Add an s to the feminine singular form to make it plural. **T**
- u) There are some exceptions in the plural forms. **T**

- v) There are no exceptions in the feminine forms. **F**
- w) There are many exceptions in the feminine forms of adjectives. **T**
- x) Some adjectives **never** change. **T**
- y) French adjectives behave in the same way as English adjectives. **F**
- z) Most adjectives come after the noun they describe. **T**
- aa) Some adjectives come before the noun they describe. **T**
- bb) Adjectives of nationality do not need a capital letter but change according to gender. **T**



<http://www.frenchlearner.com/adjectives/>

<http://www.bbc.co.uk/bitesize/standard/french/grammar/adjectives/revision/1/>

<https://www.thoughtco.com/introduction-to-french-adjectives-1368789>

33. Translate the following sentences.

- |                       |                        |
|-----------------------|------------------------|
| A) The black pen      | Le stylo noir.         |
| B) The long rulers    | Les longues règles.    |
| C) The pretty girl    | La belle fille.        |
| D) The red cars       | Les voitures rouges.   |
| E) The yellow pencils | Les crayons jaunes.    |
| F) He is hardworking  | Il est travailleur.    |
| G) She is hardworking | Elle est travailleuse. |
| H) The lazy man       | L'homme paresseux.     |
| I) The lazy girl      | La fille paresseuse.   |
| J) The funny woman    | La femme amusante.     |
| K) The funny man      | L'homme amusant.       |
| L) The talkative lady | La femme bavarde.      |

M) A new dress	Une nouvelle robe.
N) Some new shoes	De nouvelles chaussures.
O) A new bike	Un nouveau vélo.
P) I have a white eraser	J'ai une gomme blanche.
Q) A cold drink	Une boisson fraîche.
R) He is sporty	Il est sportif.
S) She is sporty	Elle est sportive.
T) She is nice	Elle est sympa.
U) He is nice	Il est sympa.
V) She is understanding	Elle est compréhensive.
W) A beautiful town	Une belle ville.
X) An intelligent teacher	Un prof intelligent.
Y) A large pretty town	Une grande, jolie ville.
Z) A small shy boy	Un petit garçon timide

Make a list here of the adjectives which go in front of the noun.

The common ones are:

beau/bel/belle	meilleur/meilleure
joli/jolie	grand/grande
vieux/vieil/vieille	petit/petite
jeune	long/longue
nouveau/nouvel/nouvelle	gros/grosse
bon/bonne	haut/haute
mauvais/mauvaise	vaste

34. Translate these sentences which contain special masculine forms of the adjective which go in front of nouns beginning with a vowel or a silent h.

Un vieil homme

An old man

Un nouvel appartement      **A new apartment**

Un bel acteur      **A handsome actor**

35. Go to these websites and do some revision on comparative and superlative adjectives and adverbs. Once you feel confident translate the following sentences. (Remember adjectival agreement).

<http://www.bbc.co.uk/schools/gcsebitesize/french/grammar/adjectivesf/comparativesrev1.shtml>

<https://www.thoughtco.com/french-comparative-and-superlative-adverbs-1368803>

### **Comparatives**

m) Céline est plus grande que Pauline.

**Céline is bigger than Pauline.**

n) Paul is smaller than Philip.

**Paul est plus petit que Philip.**

o) Les voitures sont plus vites que les vélos.

**Cars are faster than bikes.**

p) My apartment is more expensive than your house.

**Mon appartement est plus cher que ta/votre maison.**

q) Mon sac est moins cher que ton sac.

**My bag is less expensive than your bag**

r) My pencil case is cheaper than your pen.

**Ma trousse est moins chère que ton/votre stylo.**

s) Le café est aussi cher que le restaurant.

**The café is as expensive as the restaurant.**

t) London is as expensive as Paris.

**Londres est aussi cher que Paris.**

u) Ce stylo est meilleur que l'autre.

*This pen is better than the other.*

v) This programme is better than the other one.

*Cette émission est meilleure que l'autre.*

w) Le prof de maths est pire que le prof d'anglais.

*The maths teacher is worse than the English teacher.*

x) The geography teacher is worse than the history teacher.

*Le prof de géo est pire que le prof d'histoire.*

### Superlatives

i) La chambre est la plus petite. *The bedroom is the smallest*

j) He is the most handsome. *Il est le plus beau*

k) Il est le prof le moins intéressant. *He is the least interesting teacher*

l) She is the least intelligent teacher. *Elle est la prof la moins intéressante.*

m) Ce film est le pire. *This film is the worst*

n) This book is the worst. *Ce livre est le pire*

o) Mon chien est le meilleur. *My dog is the best*

p) She is the best. *Elle est la meilleure*

### Possessive adjectives

Go to the following website and revise possessive adjectives. Then do question 17.

<https://www.thoughtco.com/french-possessive-adjectives-1368798>

36. Fill in the table below with the correct possessive adjective and then translate the following sentences.

	my	your	his/her/its	our	your	their
masculine singular	<i>mon</i>	<i>ton</i>	<i>son</i>	<i>notre</i>	<i>votre</i>	<i>leur</i>
feminine singular	<i>ma</i>	<i>ta</i>	<i>sa</i>	<i>notre</i>	<i>votre</i>	<i>leur</i>

masculine and feminine plural	mes	tes	ses	nos	vos	leurs
-------------------------------------	-----	-----	-----	-----	-----	-------

- w) My father is strict. **Mon père est stricte.**
- x) My mother is kind. **Ma mère est gentille.**
- y) Your brother is handsome. (informal) **Ton frère est beau.**
- z) Your sister is intelligent. **Ta soeur est intelligente.**
- aa) His pen is black. **Son stylo est noir.**
- bb) Her pen is red. **Son stylo est rouge.**
- cc) His table is big. **Sa table est grande.**
- dd) Her table is small. **Sa table est petite.**
- ee) Her sweets are expensive. **Ses bonbons sont chers.**
- ff) His pencils are blue. **Ses crayons sont bleus.**
- gg) My friends are funny. **Mes copains sont amusants.**
- hh) Your clothes are black. (informal) **Tes vêtements sont noirs.**
- ii) His parents are talkative. **Ses parents sont bavards.**
- jj) Her hair is blond. **Ses cheveux sont blonds.**
- kk) Our dog is brown. **Notre chien est brun.**
- ll) Our house is old. **Notre maison est vieille.**
- mm) Our cats are  
white. **Nos chats sont blancs.**
- nn) Your house is beautiful. (formal) **Votre maison est belle.**
- oo) Your friends are sporty. (formal) **Vos copains sont sportifs.**

pp) Their car is dirty. **Leur voiture est sale.**

qq) Their garden is green. **Leur jardin est vert.**

rr) Their shoes are clean. **Leurs chaussures sont propres.**

### Interrogative adjectives

37. Write the correct interrogative adjective in the grid below.  
Then fill in the gaps below.

masculine singular	feminine singular	masculine plural	feminine plural
<b>Quel?</b>	<b>Quelle?</b>	<b>Quels?</b>	<b>Quelles?</b>

- A. ....**Quel**..... est ton animal préféré?
- B. ....**Quelle**..... est ta matière préférée?
- C. ....**Quelle**.....heure est-il?
- D. ....**Quelles**.....couleurs aimes-tu ?
- E. ....**Quels**.....livres avez-vous ?

Go to the websites below if you need help with interrogative adjectives and pronouns.

<https://www.thoughtco.com/french-interrogative-adjectives-1368795>

<https://www.thoughtco.com/french-interrogative-adjectives-1368795>

38. Translate the subject pronouns below.

Singular subject pronouns	Plural subject pronouns	
---------------------------	-------------------------	--



Je - I	Nous - We	
Tu – You (familiar)	Vous – You (polite)	
Il – He/it	Ils – They (masc)	
Elle - She/it	Elles – They (fem)	
On – One/we/you		

20.

- A. When do you shorten *je* to *j*?.....Before a vowel, “h” or “y”
- B. When do you use *tu*? When speaking to one person you know well – a friend/member of your family/ pet or small child.
- C. When would you use *vous*? When speaking to an adult who is not a family member. When speaking to more than one person.
- D. How do you say **it**, in French *Le/la*.
- E. What are the meanings of *on*? One/we/you.
- F. Explain when you use *ils* and when you would use *elles*. *ils* is used for a masculine or mixed gender plural subject, and *elles* is used solely for a feminine plural subject.

# Félicitations

## VIII. Advanced Beginner Level - Débutant Avancé

30 credits per question

Do some revision  
on direct object  
pronouns. Follow  
the link below.

### Direct object pronouns

<http://www.bbc.co.uk/schools/gcsebitesize/french/grammar/pronounsf/directobjectpronounsrev1.shtml>

14. Complete the box below with the correct direct object pronouns.

singular	plural
me te le la l' vous (polite)	nous vous les

15. Replace the nouns with correct direct object pronouns (remember direct object pronouns come in front of the verb).

- A. Je prends le livre - **Je le prends.**
- B. J'adore ma mère - **Je l'adore.**
- C. Je mange les frites – **Je les mange.**

D. Je fais mes devoirs - **Je les fais.**

### Indirect object pronouns

**Do some revision on indirect object pronouns. Follow the link below.**

<https://www.thoughtco.com/french-indirect-objects-1368865>

16. Complete the table with the indirect pronouns *me, te, lui, nous, vous, leur* and their meanings.

singular	plural
<b>me – to me</b> <b>te – to you</b> <b>lui – to him/to her</b> <b>vous – to you (polite)</b>	<b>nous – to us</b> <b>vous -to you</b> <b>leur – to them</b>

17. Translate the following sentences.

- A. I give him some sweets – **Je lui donne des bonbons.**
- B. I speak to him – **Je lui parle.**
- C. I telephone them – **Je leur téléphone.**
- D. I write to her – **Je lui écris.**

### Y and en

<http://www.bbc.co.uk/schools/gcsebitesize/french/grammar/pronounsh/pronounsyandenr ev1.shtml>

18. Go to this website and complete the exercises on y and en.

<https://français.lingolia.com/en/grammar/pronouns/adverbial-pronouns/exercises>

19. In your own words, write what you have learned about when to use y and en.

**Y means “there”. Y replaces words with “à” plus a place and “en” plus a place. It comes before the noun.**

**En means “of them” “of it” or “some.” En replaces words about quantity and words with “de”. It comes before all parts of the verb.**

7. Cover up the grid above and re-write it from memory.

	<i>before</i>		<i>before</i>		<i>before</i>		<i>before</i>	
--	---------------	--	---------------	--	---------------	--	---------------	--

Translate the following sentences.

- 8. He gives them to us. **Il nous les donne.**
- 9. I talk to them about it. **Je leur en parle.**
- 10. We met them there. **Nous les y avons rencontré(e)s**
- 11. I write it to him / her. **Je lui écris.**

12. Translate the following emphatic pronouns:

moi	<b>me</b>
toi	<b>you</b>
lui	<b>him</b>
elle	<b>her</b>
nous	<b>us</b>
vous	<b>you</b>
eux	<b>them (m)</b>
elles	<b>them (f)</b>



<https://www.thoughtco.com/french-stressed-pronouns-1368932>

14. Which of the following statements are true and which are false? Write Tor F next to each sentence.

- j) A. Emphatic pronouns are also known as disjunctive pronouns. **T**
- k) B. Emphatic pronouns can be used instead of subject pronouns. **T**
- l) C. Don't use emphatic pronouns if you want to add emphasis to nouns and pronouns. **F**
- m) D. Use emphatic pronouns after a preposition. **T**
- n) E. Never use emphatic pronouns after *c'est*. **F**
- o) F. Use emphatic pronouns after a comparative. **T**
- p) G. Use emphatic pronouns with *à* to express possession. **T**

- q) H. You can't use emphatic pronouns to ask and answer questions. **F**  
 r) I. Use emphatic pronouns with emphatic words like *aussi, non plus, seul, and surtout*. **T**

15. Correct any false statements.

*C Emphatic pronouns are mostly used for emphasis. Eg" Moi, je....."*

*E Emphatic pronouns are frequently used after "c'est" Eg "C'est lui.."*

*H You can use emphatic pronouns to answer questions.*

16. Give six examples of ways in which emphatic pronouns are used:

*1) To emphasise the subject.*

*2) To act as the subject.*

*3) After a preposition.*

*4) After "que" in comparisons.*

*5) With "même(s)" for emphasis.*

*6) To indicate possession.*

### 17. Possessive pronouns

Do some revision on possessive pronouns. Look at the website below.

<https://www.thoughtco.com/french-possessive-pronouns-1368931>

18. Learn the meanings and spellings of these possessive pronouns.

English	masc singular	fem singular	masc plural	fem plural
<i>mine</i>	le mien	la mienne	les miens	les miennes
<i>yours</i>	le tien	la tienne	les tiens	les tiennes

<i>his, hers</i>	le sien	la sienne	les siens	les siennes
<i>ours</i>	le nôtre	la nôtre	les nôtres	les nôtres
<i>yours</i>	le vôtre	la vôtre	les vôtres	les vôtres
<i>theirs</i>	le leur	la leur	les leurs	les leurs

19. Cover the table above and re-write the words correctly in the table below.

<i>English</i>	masc singular	fem singular	masc plural	fem plural
<i>mine</i>	le mien	la mienne	les miens	les miennes
<i>yours</i>	le tien	la tienne	les tiens	les tiennes
<i>his, hers</i>	le sien	la sienne	les siens	les siennes
<i>ours</i>	le nôtre	la nôtre	les nôtres	les nôtres

<i>yours</i>	le vôtre	la vôtre	les vôtres	les vôtres
<i>theirs</i>	le leur	la leur	les leurs	les leurs

20. Follow the link to this website and complete the questions on possessive pronouns.

<https://www.tolearnfrench.com/exercices/exercise-french-2/exercise-french-17294.php>

# Félicitations

## IX. Intermediate Level - Niveau Intermédiaire

40 credits per question

### Relative pronouns

*qui, que and dont*

Do some research on the relative pronouns. Follow the link below.

21. Revise relative pronouns and complete the test on *qui, que* and *dont*, on BBC bitesize.

<http://www.bbc.co.uk/education/guides/zqx2mp3/revision>

22. In your own words explain when to use *qui, que, qu' and dont*.

**Qui** means “who” if referring back to a person in the sentence. It can also mean “which” if referring back to a thing or place. It is normally followed by a verb.

**Que** means “that” or “which” when referring back to an object in a sentence. When “que” is used before a noun beginning with a vowel, it is shortened to **qu’**.

**Dont** means “whose” “of which”, “of whom”, “about whom”, “about which”, “from which”. It is

## Demonstrative pronouns

23. Translate the following demonstrative pronouns. (Some have more than one meaning.)

*Ce* this

*Cela* that

*ça* that

*celui-ci* this one (m)

*celui-là* that one (m)

*celle-ci* this one (f)

*celle-là* that one (f)

*ceux-ci* these ones (m.pl)

*ceux-là* those ones (m.pl)

*celles-ci* these ones (f.pl)

*celles-là* those ones (f.pl)

Do some research on the demonstrative pronouns and adjectives. Follow the link below.

<https://www.thoughtco.com/french-demonstrative-pronouns-1368928>

## Demonstrative adjectives

24. Complete the table.

English	Masculine	Masc. before vowel	Feminine
this, that	<i>ce</i>	<i>cet</i>	<i>cette</i>
these, those	<i>ces</i>	<i>ces</i>	<i>ces</i>

25. Write a sentence including each of the demonstrative adjectives.

*Ce pantalon, cet anorak, cette jupe et ces chaussures coûtent cher.*



## The Infinitive

Do some research on the French infinitive. Follow the link below.

<http://www.bbc.co.uk/schools/gcsebitesize/french/grammar/verbsh/infinitiverev1.shtml>

<https://www.thoughtco.com/french-infinitive-linfinitif-1368866>

26. In your own words, describe what the infinitive form is.

The infinitive is the basic, unjugated form of the verb, sometimes called the name of the verb. It is the part of the verb that means "to" do something. It is the form of the verb you will find in a dictionary when looking up the meanings of verbs.

27. Draw up a list of French verbs which can be followed directly by an infinitive.

Aimer	Pouvoir
Adorer	Vouloir
Détester	Savoir
Préférer	
Aller	
Espérer	
Devoir	

28. Which of the following statements are true and which are false? Write T or F next to each statement.

- A. Verbs expressing liking and disliking are followed by the infinitive. **T**
- B. Verbs expressing preferring are not followed by the infinitive. **F**

- C. An infinitive does not follow *il faut*. F
- D. You never find the infinitive form in the dictionary. F
- E. When two verbs follow each other in a present tense sentence, the second verb is always in the infinitive. T
- F. The infinitive is used after *avant de*. T
- G. Modal verbs are never followed by the infinitive. F
- H. Verbs expressing future intentions or wish are followed by the infinitive. T

Correct the false sentences.

*Préférer* and *aimer mieux* are both followed by an infinitive.

*Il faut* is followed by an infinitive.

When looking up the meanings of verbs, you will always find the infinitive form.

Modal verbs are always followed by an infinitive.

29. Draw up a list of verbs which need *à* between them and the infinitive.

Aider à	Inviter à
Apprendre à	Réussir à
Commencer à	
Continuer à	
Encourager à	
S'intéresser à	

Draw up a list of verbs which need *de* between them and the infinitive.

Arrêter de	Proposer de
Choisir de	Refuser de
Décider de	
Essayer de	
Éviter de	
Oublier de	

**Look at the website.  
Do some research on  
the French causative.**

<https://www.thoughtco.com/french-causative-le-causatif-1368818>

30. Translate the following sentences.

- A. Il fait réparer sa maison. **He is having his house repaired.**
- B. Elle fait laver la voiture. **She is having her car washed.**
- C. Je fais construire un gîte. **I am having a holiday cottage built.**
- D. Ils font faire un gâteau. **They are having a cake made.**

### The Perfect Infinitive

31. Translate the following sentences.

- A. Après avoir mangé, j'ai fait mes devoirs. **After eating, I did my homework.**
- B. Après être arrivé, j'ai regardé la télé. **After arriving, I watched the TV.**
- C. Après avoir fait mes études, J'ai joué au foot avec mes amis. **After doing my studies, I played football with my friends.**
- D. Après être rentrée chez-moi, Je lui ai téléphoné. **After returning home, I telephoned him/her.**

### The Present Tense

Do some revision of present tense **er** verbs by following the link below.

[http://www.french-linguistics.co.uk/grammar/presenttense\\_er.shtml](http://www.french-linguistics.co.uk/grammar/presenttense_er.shtml)

32. Highlight the statements that are true.

- A. You use the present tense to describe what is taking place now.
- B. You use the present tense to describe what will happen in the distant future.
- C. You use the present tense to describe something that happened yesterday.
- D. You use the present tense to describe something that happens regularly.
- E. Present tense verb endings change depending on who is doing the verb/action.

33. Fill in the gaps below to form a correct description about how to formulate the present tense of regular *er* verbs.

Take the **infinitive** form of an *er* verb. Remove the **er** from the infinitive to form the **stem**.

Then \_\_\_\_\_ the following endings.

List the endings.

*je* - e

*tu* - es

*il* - e

*elle* - e

*on* - e

*nous* - ons

*vous* - ez

*ils* - ent

*elles* - ent

34. Follow the link below. Revise present tense endings and do the gap fill exercises and the listening exercises.

<https://www.laits.utexas.edu/tex/gr/ver1.html>

List as many regular *er* verbs as you can in the box below.

Aimer	Donner	Regarder
Arriver	Écouter	Travailler
Brosser	Gagner	Trouver
Chanter	Habiter	Visiter
Chercher	Marcher	
Danser	Monter	

Regular *ir* verbs

Do some revision of present tense *ir* verbs by following the link below.

<https://www.thoughtco.com/french-regular-ir-verbs-1368870>

35. Fill in the gaps below to form a correct description about how to formulate the present tense of regular *ir* verbs.

Take the **infinitive** form of an *ir* verb. Remove the **ir** from the infinitive to form the **stem**. Then **add** the following endings.

List the endings.

*je* - **is**

*tu* - **is**

*il* - **it**

*elle* - **it**

*on* - **it**

*nous* - **issons**

*vous* - **issez**

*ils* - **issent**

*elles* - **issent**

36. Go to the website below. Learn about regular *ir* verbs and complete the gap fill and the listening activities.

<https://www.laits.utexas.edu/tex/gr/vir1.html>

37. List the most common regular *ir* verbs in the box below.

Blanchir	Réfléchir
Choisir	Remplir
Finir	Réussir
Franchir	Saisir
Grossir	
Nourrir	

38. Fill in the gaps below to form a correct description about how to formulate the present tense of regular *re* verbs.

Take the **infinitive** form of an *re* verb. Remove the **re** from the infinitive to form the **stem**. Then **add** the following endings.

List the endings

*je* - s

*tu* - s

*il* - no ending

*elle* - no ending

*on* - no ending

*nous* - ons

*vous* - ez

*ils* - ent

*elles* - ent

39. Go to the website below. Learn about regular *re* verbs and complete the gap fill and the listening activities.

<https://www.laits.utexas.edu/tex/gr/vre1.html>

40. List the most common regular *re* verbs in the box below.

Attendre  
Descendre  
Dépendre  
Entendre  
Perdre  
Rendre  
Répondre  
Vendre

# Félicitations

## X. Proficient Level - Niveau Compétent

*60 credits per question*

Do some research on  
the irregular verbs.  
Follow the link below.

### Irregular verbs

[http://french-linguistics.co.uk/grammar/irregular\\_verbs\\_common.shtml](http://french-linguistics.co.uk/grammar/irregular_verbs_common.shtml)

2. What are irregular verbs?

Irregular verbs are verbs that do not follow the normal pattern of verb endings for the particular group to which they belong.

2. Learn the present tense forms of these very common irregular verbs. Write them below from memory.

<i>avoir</i>	<i>être</i>	<i>aller</i>	<i>faire</i>
--------------	-------------	--------------	--------------

<p>J'ai Tu as Il a Elle a On a</p> <p>Nous avons Vous avez Ils ont Elles ont</p>	<p>Je suis Tu es Il est Elle est On est</p> <p>Nous sommes Vous êtes Ils sont Elles sont</p>	<p>Je vais Tu vas Il va Elle va On va</p> <p>Nous allons Vous allez Ils vont Elles vont</p>	<p>Je fais Tu fais Il fait Elle fait On fait</p> <p>Nous faisons Vous faites Ils font Elles font</p>
--	--	---	--

<https://www.thoughtco.com/french-modal-verbs-1368849>



3. What are modal verbs?

Modal verbs express ability, necessity or possibility, e.g. must/shall/can.

4. Learn the present tense forms of *pouvoir*, *vouloir* and *savoir*. Write them below, from memory.

<i>pouvoir</i>	<i>vouloir</i>	<i>savoir</i>	<i>devoir</i>
Je peux	Je veux	Je sais	Je peux
Tu peux	Tu veux	Tu sais	Tu peux
Il peut	Il veut	Il sait	Il peut
Elle peut	Elle veut	Elle sait	Elle peut
On peut	On veut	On sait	On peut
Nous pouvons	Nous voulons	Nous savons	Nous pouvons
Vous pouvez	Vous voulez	Vous savez	Vous pouvez
Ils peuvent	Ils veulent	Ils savent	Ils peuvent
Elles peuvent	Elles veulent	Elles savent	Elles peuvent



--	--	--	--

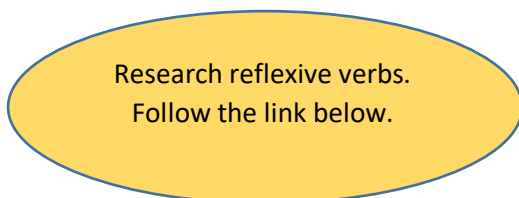
5. Go to the website below and answer the questions on modal verbs.

<https://www.laits.utexas.edu/tex/gr/vm1.html>

6. List other common irregular verbs in the box below with their meaning.

French	English
Aller	To go
Avoir	To have
Être	To be
Faire	To do/make
Dire	To say/tell
Voir	To see
Écrire	To write
Lire	To read
Mettre	To put (on)
Partir	To leave/depart
Sortir	To go out
Prendre	To take
Venir	To come

u) Reflexive verbs



<http://www.bbc.co.uk/schools/gcsebitesize/french/grammar/verbsf/reflexiverev1.shtml>

v) List the reflexive pronouns.

Singular	Plural
me	nous
te	vous
se	se

w) What happens to *me*, *te* and *se* when they appear in front of a vowel or a silent *h*?

They drop the "e" and gain an apostrophe to become *m' / t' / s'*

x) Make a list of the most common reflexive verbs here.

French	English
Se réveiller	To wake up
Se lever	To get up
Se laver	To wash (oneself)
S'habiller	To dress (oneself)
Se doucher	To shower
Se coucher	To go to bed/lie down
Se maquiller	To put on makeup
Se reposer	To rest
S'amuser	To enjoy oneself
Se dépêcher	To hurry
Se promener	To go for a walk
Se déshabiller	To get undressed
S'endormir	To fall asleep

y) Write a description of your daily routine on a school day. Use as many reflexive verbs as you can.

---

---

---

---

---

---

---

---

---

---

Research perfect  
tense. Follow the  
link below.

[http://french-linguistics.co.uk/grammar/perfect\\_tense\\_formation.shtml](http://french-linguistics.co.uk/grammar/perfect_tense_formation.shtml)

<http://www.bbc.co.uk/schools/gcsebitesize/french/grammar/verbsf/perftenseetrerev3.shtml>

### The Perfect Tense.

z) When do you use the perfect tense in French?

The perfect tense is used to describe an action that took place in the past.

aa)

d) Write from memory the 2 auxiliary verbs needed to form the perfect tense.

avoir

Tu as

Il a

Elle a

On a

Nous avons

Vous avez

Ils ont

Elles ont

être

Tu es

Il est

Elle est

On est

Nous sommes

Vous êtes

Ils sont

Elles sont

e) Complete the following sentences:

i. The past participle of *er* verbs ends in ...é.....

ii. The past participle of regular *ir* verbs ends in ...i.....

iii. The past participle of regular *re* verbs ends in ...u.....

f) List some irregular past participles here:

Fait	Écrit
Eu	Reçu
Été	Pu
Vu	Su
Lu	Dû
Bu	Voulu

bb) Write a list of the verbs which use être to form the perfect tense.

Monter
Retourner
Sortir
Venir
Arriver
Naître
Descendre
Entrer
Rester
Tomber
Rentrer
Aller
Mourir
Partir

cc) How will you remember these verbs?

Take the initial letter of each verb, going from top to bottom. The letters spell out MRS VAN DE TRAMP.

dd) Apart from the verbs listed above, what other verbs always use être in the perfect tense?

All reflexive verbs.

ee) Correct the following past tense sentences. Deliberate mistakes have been made for you to correct.

- A. Le weekend prochain J'ai joué au badminton au centre sportif.  
Le weekend **dernier** j'ai joué au badminton au centre sportif.
- B. L'année dernière nous avons allés en France. On a prise l'avion.  
L'année dernière, nous **sommes** allés en France. On a **pris** l'avion.
- C. Hier, elle est allé à la piscine avec ses amis mais elle n'as pas fait de natation.  
Hier, elle est **allée** à la piscine avec ses amis mais elle **n'a pas fait de natation**.
- D. Il as mangés trop de pizza ce soir.  
**Il a mangé trop de pizza ce soir.**
- E. Elles ont arrivée au collège en retard.  
Elles **sont arrivées** au collège en retard.
- F. Je suis leve à six heures ce matin.  
**Je me suis levé** à six heures ce matin.
- G. Nous sommes reste dans un hôtel cinq étoiles.  
**Nous sommes restés** dans un hôtel cinq étoiles.

ff) Translate the following sentences into French.

- A. Last year I went to Italy with my family. We travelled by plane and by train.  
L'année dernière je suis allé(e) en Italie avec ma famille. Nous avons voyagé en avion et en train.
- B. Yesterday I went to the cinema with my friends. We watched a science fiction-film and we ate a lot of popcorn.  
Hier je suis allé(e) au cinéma avec mes copains/copines. Nous avons regardé un film de science fiction et nous avons mangé beaucoup de popcorn.
- C. He went to town last weekend and he bought a tee-shirt and some trainers.  
Il est allé en ville le weekend dernier et il a acheté un tee shirt et des baskets.
- D. She got up at eight o'clock and got washed then she got dressed and ate her breakfast.  
Elle s'est levée à huit heures et s'est lavée, puis elle s'est habillée et a mangé son petit déjeuner.
- E. You arrived at school late last Friday.  
Tu es / vous êtes arrivé(e)(s) au collège en retard vendredi dernier.
- F. We did volunteer work last night. We distributed food parcels and sleeping bags to homeless people.  
Nous avons fait du bénévolat hier soir. Nous avons distribué des colis alimentaires et des sacs de couchage aux sans-abri.
- G. Last Christmas we ate too much and we drank too much but we had fun.  
Noël dernier nous avons trop mangé et nous avons trop bu, mais nous nous sommes amusé(e)s.

19) Write a detailed paragraph describing what you did last Friday. Try to include as much detail as you can about what you did and where you went.

---

---

---

---

---

---

---

---

---

---

---

---

---

---

---

---

---

---

---

---

---

---

---

---

---

---

---

---

---

---

s) Change your paragraph into the third person.

---

---

---

---

---

---

---

---

---

---

---

---

---

---

---

---

---

---

---

---

---

---

---

---

---

---

---

---

---

---

gg) Create a step by step flow chart which explains how to formulate the perfect tense in French.

It must include the following:

- present tense forms of “avoir” and “être”;
- regular and common irregular past participles of “avoir” verbs;
- regular and common irregular past participles of “être” verbs – clearly showing agreement;
- example of a reflexive verb.

# Félicitations

## XI. Advanced Level - Niveau Avancé

70 credits per question

Do some research on the imperfect tense. Follow the link below.

### The Imperfect Tense

<http://www.bbc.co.uk/schools/gcsebitesize/french/grammar/verbsh/imperfecthirev1.shtml>

<https://www.thoughtco.com/imperfect-french-past-tense-1368859>

21. List 7 instances when you need to use the imperfect tense.

For habitual actions in the past.

For physical and emotional descriptions.

For actions or states of unspecified duration.

For background information when used in conjunction with the perfect tense.

For wishes/suggestions.

For conditions in “si” clauses.

In the expressions “être en train de..” and “venir de” in the past.

22. Fill in the gaps.

To formulate the imperfect tense, take the **nous** form of the verb in the **present** tense. Remove the **ons** to form the imperfect stem and then add the following endings:

je           ais

tu           ais



il/elle/on   ait  
nous       ions  
vous           iez  
ils/elles   aient

23. Which verb is the only exception? Explain why?

“Être” is the only irregular verb. It is not formed from the “nous” form of the present tense.

<http://www.frenchlearner.com/verbs/imperfect-tense/>



Go to this  
website.

24. Translate the fifteen sentences from English into French which are listed on this website. Don't look at the answers until you've written them yourself. Write them below.

1. J'allais au cinéma avec mes parents.
2. Elle faisait du vélo au parc.
3. Je travaillais quand le patron est entré dans la salle.
4. La famille faisait du ski le dimanche.
5. Je partageais une chambre avec mon frère.
6. Les enfants jouaient au basket au lycée.
7. Ils voyageaient en Australie pendant les grandes vacances.
8. Il faisait chaud pendant l'été l'année dernière.
9. Je jouais du violon quand papa est rentré à la maison.
10. Elle travaillait dans un magasin de chaussures pendant l'été.
11. Nous dormions quand la voiture est passée devant la maison.
12. Il allait au bar après le travail.
13. Elle semblait très triste hier matin.
14. Il faisait du ski quand son père est arrivé à la montagne.
15. Il étudiait le français tous les jours et maintenant il parle très bien!

25. Do some research on the pluperfect tense. How would you explain this tense to a Year 9 pupil? When to use it and how to form it?

<https://www.thoughtco.com/french-past-perfect-1368900>

<http://www.french-linguistics.co.uk/grammar/pluperfect.shtml>



Go to these  
websites

## The pluperfect tense - An Explanation

The pluperfect tense is formed in the same way as the perfect, except that the auxiliary verb ( avoir or être) is written in the imperfect tense instead of the present.

### EXAMPLES

#### MANGER

J'avais mangé

Tu avais mangé

Il avait mangé

Elle avait mangé

On avait mangé

Nous avions mangé

Vous aviez mangé

Ils avaient mangé

Elles avaient mangé

#### PARTIR

J'étais parti(e)

Tu étais parti(e)

Il était parti

Elle était partie

Nous étions parti(e)s

Vous étiez parti(e)(s)

Ils étaient partis

Elles étaient parties

The pluperfect tense is translated into English as **HAD** done

5. Convert these perfect tense sentences into the pluperfect tense.

- A. Elle a fait ses devoirs. – Elle avait fait ses devoirs.
- B. Il a mangé le petit déjeuner. – Il avait mangé le petit déjeuner.
- C. J'ai attendu vingt minutes. – J'avais attendu vingt minutes.
- D. Tu as écouté de la musique. – Tu avais écouté de la musique.
- E. Nous avons regardé la télé. - Nous avions regardé la télé.

F. Je suis arrivé trop tôt. - *J'étais arrivé trop tôt.*

G. Elle est allée à la bibliothèque. - *Elle était allée à la bibliothèque.*

<http://www.bbc.co.uk/schools/gcsebitesize/french/grammar/verbsh/futuretensehirev1.shtml>

<http://www.bbc.co.uk/schools/gcsebitesize/french/grammar/verbsf/immediatefuturerev1.shtml>

26. Explain the difference between the immediate future tense and future tense.

The immediate future tense means "going to do." E.g. *I am going to watch TV. / He is going to play tennis.*

The future tense is translated as "will do" E.g. *I will watch TV. / He will play tennis.*

27. Explain how to formulate the immediate future tense.

To form the immediate future tense, take the present tense of the verb "aller" and follow it with an infinitive. E.g. *Je vais regarder la télé. / Il va jouer au tennis.*

28. Explain how to formulate the future tense.

For regular ER and IR verbs, take the infinitive and add the future endings to it.

For regular RE verbs, take the infinitive, cross off the « e » then add the future tense endings, which are :

Je – ai

Tu – as

Il/elle/on – a

Nous – ons

Vous – ez

Ils/elles – ont

29. Translate this future tense paragraph.

L'année prochaine j'irai en Inde où je ferai du travail bénévole. Je vais faire du bénévolat pour faire partie de ceux et celles qui travaillent pour améliorer les choses dans le monde. Je distribuerai des vêtements, des sacs de couchage et de la nourriture aux SDF. À l'avenir j'ai l'intention de travailler pour une organisation caritative pour faire une différence, donc je dois réussir à mes examens. Je vais étudier énormément afin que je puisse réaliser mes rêves. Désormais, je suivrai toujours les conseils de mon père qui dit ; « Ne reporte jamais au lendemain ce que tu peux faire le jour même ! » Je vais faire mes études chaque jour et je ne gaspillerai pas de temps. Mes professeurs m'aideront à préparer mes examens et je travaillerai dur et je réussirai.

Next year I will go to India where I will do voluntary work. I am going to do voluntary work to be part of those (men and women) who work in order to improve things in the world. I will give out clothes, sleeping bags and food to the homeless. In the future, I intend to work for a charitable organisation to make a difference, therefore, I must pass my exams. I am going to study massively so that I might achieve my dreams. From now on, I will always follow my father's advice who says:

“Never put off until tomorrow what you can do today”

I am going to do my studies each evening and I will not waste time. My teachers will help me to prepare for my examinations and I will work hard and I will succeed.

30. Using your English translation, translate the text back into French.

---

---

---

---

---

---

---

---

---

---

---

---

---

---

---

31. List 10 irregular future tense stems.

verb	future stem
Aller	ir
Être	ser
Avoir	aur
Faire	fer
Devoir	devr
Pouvoir	pourr
Savoir	saur
Vouloir	voudr
Voir	verr
Venir	viendr

### Conditional Tense



<http://www.bbc.co.uk/schools/gcsebitesize/french/grammar/verbsh/conditionalrev1.shtml>  
<http://www.frenchlearner.com/verbs/conditional-tense/>

32. Fill in the gaps

To formulate the conditional tense, take the **future** tense stem and add the conditional **endings**. These are exactly the same as the **imperfect** endings.

33. Memorise the endings.

--

je .....ais  
tu.....ais  
il/elle/on.....ait  
nous.....ions  
vous.....iez  
ils/elles.....aient

Cover them and re-write below.

34. Memorise these verbs which have irregular stems in future and conditional tense.

**Infinitive**

aller	<i>to go</i>
apercevoir	<i>to perceive/notice</i>
avoir	<i>to have</i>
devoir	<i>must/have to</i>
être	<i>to be</i>
faire	<i>to make/do</i>
savoir	<i>to know</i>
venir	<i>to come</i>
voir	<i>to see</i>
vouloir	<i>to want</i>

Cover them and re-write below.


Now learn the first person conditional form of these verbs.

j'irais  
j'apercevrais  
j'aurais  
je devrais  
je serais  
je ferais  
je saurais  
je viendrais  
je verrais  
je voudrais

35. Cover them and write the French and English below.

j'irais	I would go
j'apercevrais	I would notice
j'aurais	I would have
je devrais	I should /ought
je serais	I would be
je ferais	I would do
je saurais	I would know
je viendrais	I would come
je verrais	I would see

36. Write a paragraph describing your ideal weekend. Use as a variety of different verbs in the conditional tense. Don't forget that when writing in French you should use a range of verbs and structures to convey information but also to show off what you know.





37. Translate these sentences containing conditional forms of modal verbs.

- a) On devrait utiliser le transport en commun afin de protéger l'environnement.  
*We/one ought to use public transport in order to protect the environment.*
- b) Je voudrais travailler avec des gens défavorisés et je voudrais aider les personnes âgées ou isolées. *I would like to work with disadvantaged people and I would like to help elderly or isolated people.*
- c) Vous pourriez parrainer un enfant vulnérable. *You could sponsor a vulnerable child.*
- d) Il faudrait démolir les logements insalubres. *It would be better to demolish unhealthy dwellings.*
- e) Je pense qu'il vaudrait la peine de poser des questions. *I think it would be worth asking questions.*

38. Adapt and extend these sentences.

---

---

---

---

---

---

---

---

---

---

39. Create sentences using the conditional form of these modal verbs.

---

---

---

---

---

---

---

---

---

40. What has been the most difficult aspect of grammar to learn in this booklet? Explain why and how you made sense of it.

*Félicitations*

**XII. Niveau Expert - Expert Level**

*80 credits per question*

Do some research  
on the future  
perfect tense.

### The Future Perfect Tense

<https://www.thoughtco.com/french-future-perfect-1368852>

21. Fill in the gaps.

The future perfect is used to say what will have **happened** \_\_\_\_\_ before another event or by a certain time in the future. To form the **future perfect** \_\_\_\_\_ you need the **future** \_\_\_\_\_ tense of **avoir** \_\_\_\_\_ or **être** \_\_\_\_\_ and a past participle. With verbs that take **être** \_\_\_\_\_, the past participle must agree with the **subject** \_\_\_\_\_.

22. Learn the future tense of avoir and être. Write them below from memory.

<i>avoir</i>	<i>être</i>
J'aurai Tu auras Il aura Elle aura On aura  Nous aurons Vous aurez Ils auront Elles auront	Je serai Tu seras Il sera Elle sera On sera  Nous serons Vous serez Ils seront Elles seront

--	--

23. Translate the following future perfect sentences.

- a) J'aurai fini mes examens à 14h, mardi prochain. *I will have finished my examinations at 2.00pm next Tuesday.*
- b) À cette heure demain, ils seront partis. *At this time tomorrow, they will have left.*
- c) Dans deux semaines, elle aura voyagé autour du monde et elle aura vu les sept merveilles du monde. *In two weeks she will have travelled around the world and she will have seen the seven wonders of the world.*
- d) Il sera arrivé à onze heures. *He will have arrived at eleven o'clock.*
- e) Nous serons rentrées à la maison après une longue journée fatigante. *We will have gone back home after a long tiring day.*
- f) *On le regardera aussitôt qu'elles seront arrivées.* *We/one will watch it/him as soon as they have arrived.*
- g) *Nous aurons gagné la course à cette heure demain.* *We will have won the race at this time tomorrow.*

24. Cover the originals and translate the sentences back into French.

---

---

---

---

---

---

---

---

---

---

25.

A. Which one of the sentences below is incorrect? Explain why and correct it.

Elles auront retournée en ete. SHOULD BE : Elles seront retournées en été.

This is because retourner takes être. Accents need adding to été.

B. Change affirmative sentences to negative and negative sentences to affirmative.

C. Translate them.

-Vous serez allés chez le dentiste à cinq heures.

Vous ne serez pas allés chez le dentiste à cinq heures.

You will not have gone to the dentist's at five o'clock.

-Je n'aurai rien accompli.

J'aurai beaucoup accompli.

I will have achieved a lot.

-Il aura perdu son argent de poche.

Il n'aura pas perdu son argent de poche.

He will not have lost his pocket money.

-Elles seront retournées en été.

Elles ne seront pas retournées en été.

They will not have returned by summer.

-Nous n'aurons pas fini notre travail avant minuit.

Nous aurons fini notre travail avant minuit.

We will have finished our work before midnight.

-Les enfants se seront déjà couchés quand leurs parents reviendront.

Les enfants ne se seront pas déjà couchés quand leurs parents reviendront.

The children will not have already gone to bed when their parents come back.

26. Make up 7 future perfect sentences of your own using a mixture of verbs that take avoir and être and both affirmative and negative sentences.

---

---

---

---

---

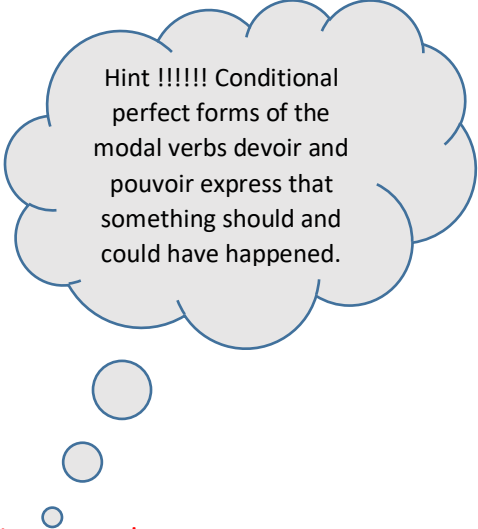
---

---

---

27. Translate the following conditional perfect sentences.

- h) Elle aurait fait ses devoirs mais elle était trop fatiguée.
- i) Nous aurions mangé au restaurant plus souvent mais c'était trop cher.
- j) Je serais allée en France si j'avais eu assez d'argent.
- k) Il aurait préféré écouter de la musique classique mais il n'avait pas eu le choix.
- l) Elles auraient dû partir avant six heures.
- m) Tu serais mort si tu avais pris l'avion.
- n) Il aurait pu devenir pilote.



Hint !!!!! Conditional perfect forms of the modal verbs *devoir* and *pouvoir* express that something should and could have happened.

A She would have done her homework but she was too tired.

B We would have eaten at the restaurant more often but it was too expensive.

C I would have gone to France if I had had enough money.

D He would have preferred to listen to classical music, but he hadn't had the choice.

E They should have left before six o'clock.

F You would have died if you had taken the 'plane.

He could have become a pilot.

28. Which sentences above contain another compound tense? Write them below and state which tense it is.

Je serais allée en France si j'avais eu assez d'argent.

Il aurait préféré écouter de la musique classique mais il n'avait pas eu le choix.

Tu serais mort si tu avais pris l'avion.

The pluperfect tense.

29. Write 5 sentences which contain both conditional perfect and pluperfect.

---

---

---

---

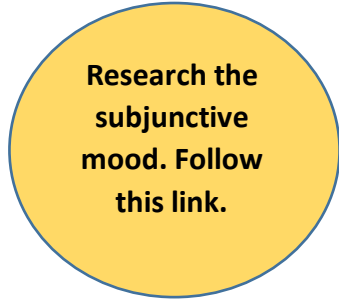
---

---

---

<https://www.thoughtco.com/french-subjunctive-rules-and-examples-1369323>

<https://www.frenchspanishonline.com/magazine/subjunctive-in-french-part-1/>



30. Fill in the gaps.

The subjunctive is a       mood       of the verb not a       tense      . It is used to convey the speaker's attitude to the action described. It is used when statements are not to be taken as pure fact, but more as a matter of judgement or attitude. The       subjunctive       is nearly always used in a subordinate clause, i.e. the second part of a       sentence       introduced by que.

31. It is used after: conjunctions, impersonal verbs and after expressions of wish, doubt, fear, uncertainty and regret. List examples of these below.

Conjunctions	Meaning in English
--------------	--------------------

Avant que	before
Après que	after
Bien que	although
Quoique	although
Pour que	in order that
Afin que	so that
Impersonal verbs	
Il est nécessaire que	it is necessary that
Il est essentiel que	it's essential that
Il est important que	it's important that
After expressions of wish doubt, fear, uncertainty and regret.	<i>Find any 10</i>
Il n'est pas certain que	It's not certain that
Il semble que	It seems that
Il se peut que	It may be that
Il est possible que	It's possible that
Il est dommage que	It's a pity that
Désirer que	To want that
Souhaiter que	To wish that
Vouloir que	To want that
Craindre que	To fear that
Regretter que	To regret that

32. List them again. This time from memory.



Conjunctions	Meaning in English
Impersonal verbs	Meaning in English
After expressions of wish doubt, fear, uncertainty and regret.	

33. Fill in the gaps.

For most regular verbs the **subjunctive mood** is formed with the **present** tense of **ils/elles** minus the **ent**. You then add the following **endings**.

je.....e

tu.....es

il/elle/on.....e

nous.....ions

vous.....iez

ils/elles.....ent

34. Memorise these endings and rewrite below.



35. Learn these irregular forms of the subjunctive mood.

aller	avoir	être	faire	pouvoir	vouloir
J'aile	J'aie	je sois	je fasse	je puisse	je veuille
tu ailles	tu aies	tu sois	tu fasses	tu puisses	tu veuilles
il/elle/on aille	il/elle/on ait	il/elle/on soit	il/elle/on fasse	il/elle/on puisse	il/elle/on veuille
nous allions	nous ayons	nous soyons	nous fassions	nous puissions	nous voulions
vous alliez	vous ayez	vous soyez	vous fassiez	vous puissiez	vous vouliez
ils/elles aillent	ils/elles aient	il/elles soient	ils/elles fassent	ils/elles puissent	il/elle veuillent

savoir	falloir
je sache	
tu saches	
il/elle/on sache	il faille
nous sachions	
vous sachiez	
il/elle sachent	

Ensure you know what they mean.

36. Now write them below from memory.

aller	avoir	être	faire	pouvoir	vouloir
J'aile	J'aie	je sois	je fasse	je puisse	je veuille
tu ailles	tu aies	tu sois	tu fasses	tu puisses	tu veuilles
il/elle/on aille	il/elle/on ait	il/elle/on soit	il/elle/on fasse	il/elle/on puisse	il/elle/on veuille
nous allions	nous ayons	nous soyons	nous fassions	nous puissions	nous voulions
vous alliez	vous ayez	vous soyez	vous fassiez	vous puissiez	vous vouliez
ils/elles aillent	ils/elles aient	il/elles soient	ils/elles fassent	ils/elles puissent	il/elle veuillent

savoir	falloir
je sache	
tu saches	
il/elle/on sache	il faille
nous sachions	
vous sachiez	
il/elle sachent	

37. Go once again to this website.

<https://www.frenchspanishonline.com/magazine/subjunctive-in-french-part-1/>

Complete the subjunctive quiz.

38. Translate these sentences.

- k) Je veux que vous fassiez la vaisselle. **I want you to do the washing up.**
- l) Quoiqu'on doive avouer que le mariage est difficile, à mon avis c'est essentiel pour une société stable. **Although you must admit that marriage is difficult, in my opinion it is essential for a stable society.**
- m) Avant qu'il ne soit trop tard, je vais arrêter de fumer. **Before it's too late, I want to stop smoking.**
- n) Il faut que je sois honnête, je ne fais rien le week-end. À mon avis il faut se détendre de temps en temps. **I must be honest, I do nothing at weekends. In my opinion, you have to relax from time to time.**
- o) Je fais un régime et je fais beaucoup d'exercice pour que je puisse être en forme. **I'm on a diet and I'm doing a lot of exercise so that I can be in shape.**
- p) Bien que les amis puissent partager les difficultés qu'on a, et ils comprennent les problèmes des ados, c'est ma famille qui est toujours là pour moi. **Although friends can share the difficulties you have, and they understand young people's problems, it's my family who is always there for me.**
- q) Je suis contente que tu sois mon ami. **I'm happy that you are my friend.**

- r) J'ai honte qu'il prenne des drogues. *I'm ashamed that he's taking drugs.*
- s) Il est important que je regarde cette émission. *It is important that I watch this programme.*
- t) Nous voulons que tu réussisses. *We want you to succeed.*

39.

iii) Using your English translation, put these sentences back into French.

---

---

---

---

---

---

---

---

---

---

iv) Write 10 sentences using the subjunctive mood. Use it with the topics you are currently studying.

---

---

---

---

---

---

---

---


---

---

40.

- iv) Write a step by step guide to help a year 9 student understand how to formulate the subjunctive mood.
- v) What three questions would you ask your teacher about the elements of grammar you've learned today?
- vi) Write your own exam question and mark-scheme for this topic.

*Félicitations*



**Commissioned by The PiXL Club Ltd.**

This resource is strictly for the use of member schools for as long as they remain members of The PiXL Club. It may not be copied, sold, or transferred to a third party or used by the school after membership ceases. Until such time it may be freely used within the member school.

All opinions and contributions are those of the authors. The contents of this resource are not connected with, or endorsed by, any other company, organisation or institution.

PiXL Club Ltd endeavour to trace and contact copyright owners. If there are any inadvertent omissions or errors in the acknowledgements or usage, this is unintended and PiXL will remedy these on written notification.