


A decorative graphic on the left side of the slide, consisting of a network of light blue lines and circles, resembling a circuit board or data network.

ACCESSING INSIGHT USING THE INSIGHT APP

The logo for Thomas Tallis School, featuring the school's name in a white, sans-serif font, enclosed within a white rectangular border. Below the text is a stylized white wave graphic.

THOMAS
TALLIS
SCHOOL

GETTING THE APP

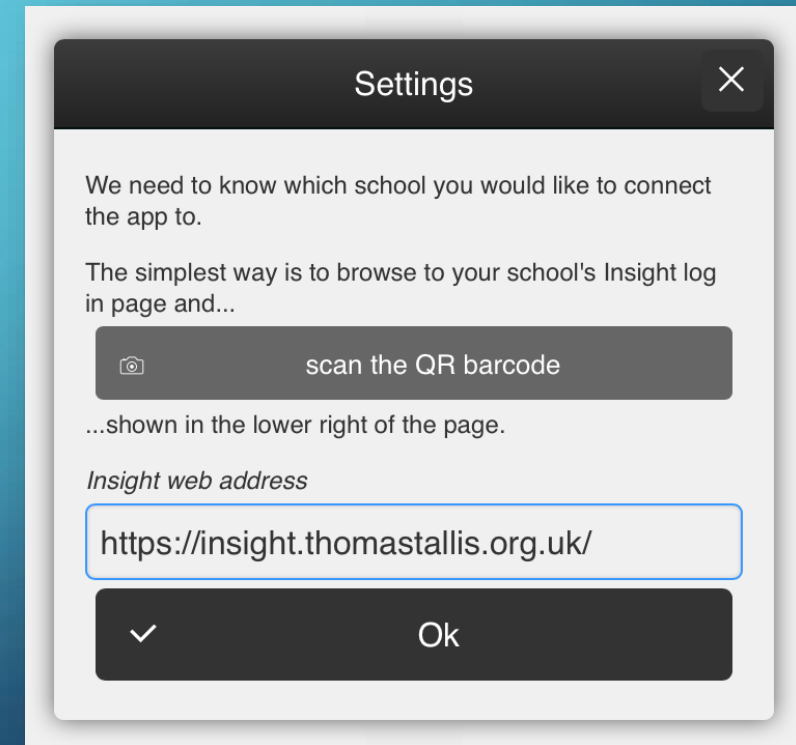
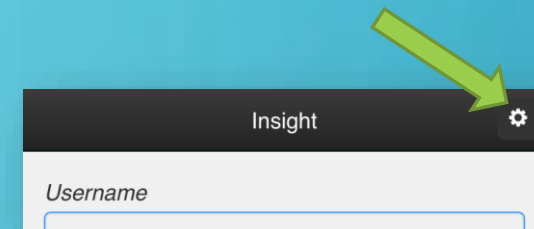


- Insight can be used either online via a web browser (<https://insight.thomastallis.org.uk>) or by using the Insight App.
- The App can be downloaded for free from the App store for your mobile device
- To Log into the Insight App you will need the username and password you have previously been provided. You will also need to link the app to the School



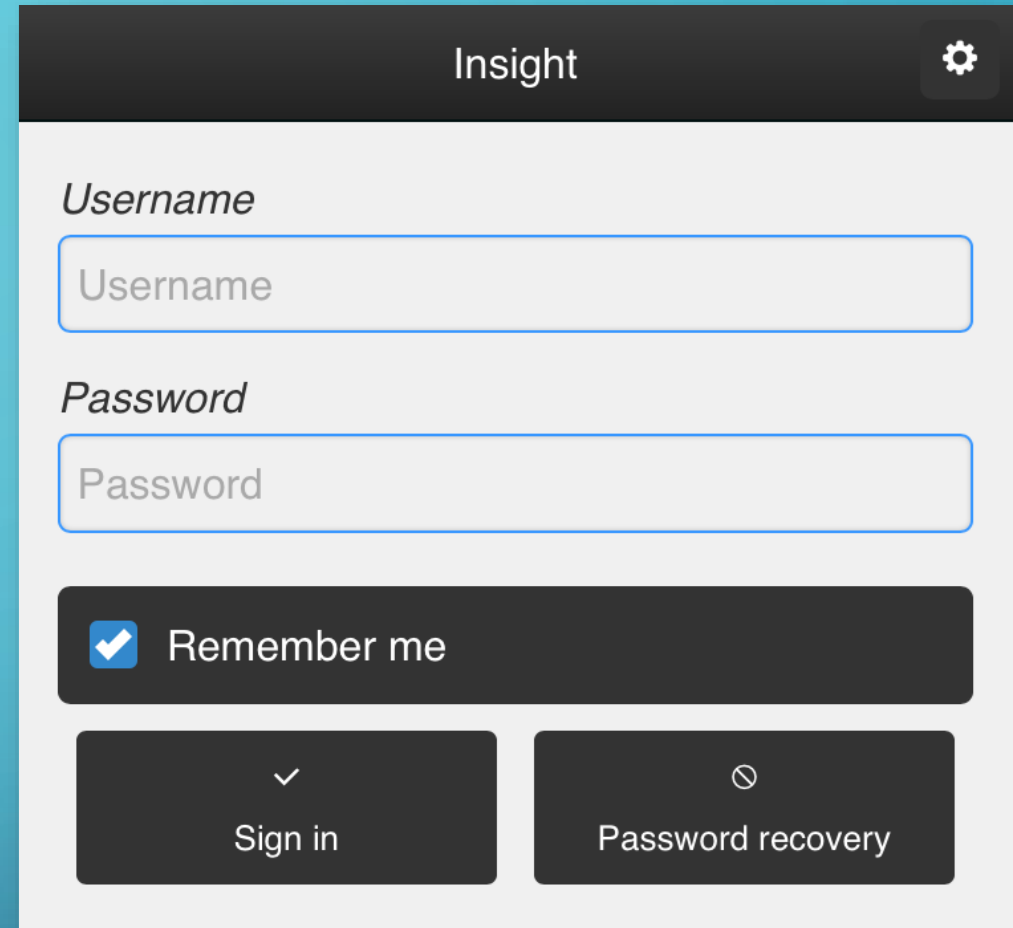
LINKING THE APP

- To do this go to the Settings Cog in the top right hand corner of the screen
- You can now either use the QR code to connect the app (by scanning the QR code below – also available on the login screen of the web based version of Insight) or you can manually type the link into the box provided



LOGGING IN

- Once you have set the school account, you can log in
- Your login details should have already been supplied to you, if you do not know it please email [Mr. Odd](mailto:Mr.Odd)
- You now have access to the Insight App!



The screenshot shows the login interface for the 'Insight' app. At the top, the word 'Insight' is displayed in white on a dark background, with a gear icon for settings to its right. Below this, there are two input fields: one for 'Username' and one for 'Password', both with light blue borders and placeholder text. Underneath the password field is a dark grey bar containing a checked checkbox and the text 'Remember me'. At the bottom, there are two dark grey buttons: 'Sign in' with a white checkmark icon, and 'Password recovery' with a white lock icon.